



Doncaster
Council

Barnburgh

EYFS, Phonics, KS1
and KS2 results

2023

Data updated: 26 September 2023 (DfE provisional KS2 data)

BUY DONCASTER

General notes on the data

This report uses the data that was available on 18 July 2023. Figures for the school, LA and national may differ slightly from the final data published by DfE and in ASP.

3-year trends are provided using data from 2019 and 2022, as formal assessments were cancelled in 2020 and 2021.

In KS2, the cohort figures shown in the table correspond to pupils recorded with an assessment. The numbers eligible for the average score and progress measures may be different, and will be reflected in the labels on the charts.

In KS1 and KS2, for ease of reading all pre-key-stage standards are combined into a single grade of PKS. The full breakdown showing each standard individually is available through Perspective under LA Reports.

KS2 progress figures have been calculated by NCER, using the methodology provided by DfE.

Transition charts showing progress from EYFS to KS1 are not generally available as this KS1 cohort were not assessed under EYFSP, but where schools took part in the optional assessments in 2021 these charts are shown using that data. Please remember that these optional assessments have no official standing.

Notes on reading the graphs

A speckled grey bar running the full height of the chart indicates that there are no pupils in that group.

A blank column therefore indicates that no pupils achieved the benchmark.

(This does not apply to charts showing trends)

Charts with blue bars show average marks.

Charts with green bars show where pupils have met a specified threshold (and those with orange and red bars show where pupils have not met the threshold).

Charts with purple bars show average progress scores at KS2. Negative figures indicate that pupils made less progress than pupils with the same starting point nationally. Confidence intervals are shown so that you can determine whether a progress score is significantly above or below average.

A grey diamond marker indicates the national average for that group to achieve the pass mark or the expected standard and, where relevant, a small black mark indicates the national average for a high score/GDS. On multi-coloured charts, this corresponds with the top of the green bar(s).

Because there is no pass mark for MTC, scores are grouped into bands, and a diamond marker is shown for the national average for each band.

Charts with spotted shading show pupils' transition from the previous phase or key stage.

For KS1, this shows pupils' EYFS outcomes in reading, writing, number and SS&M and outcomes in Y1 phonics.

For KS2, this shows pupils' outcomes at KS1.

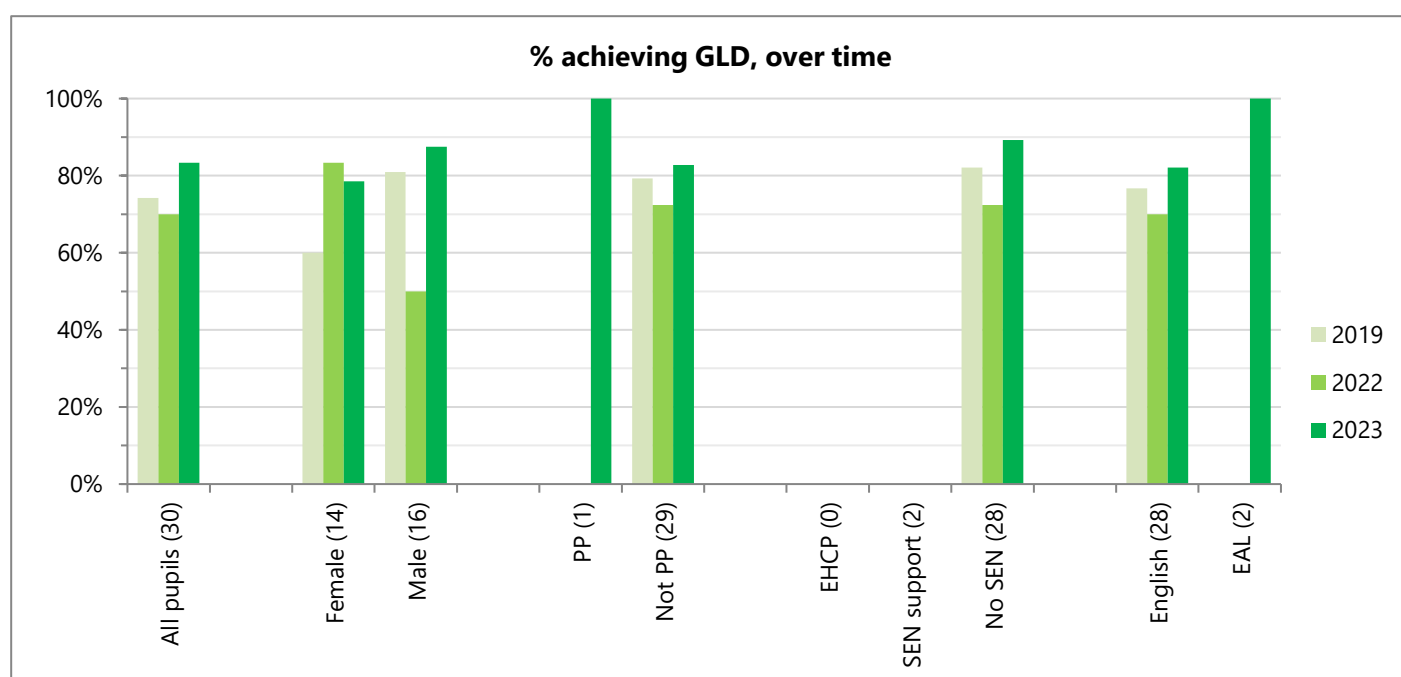
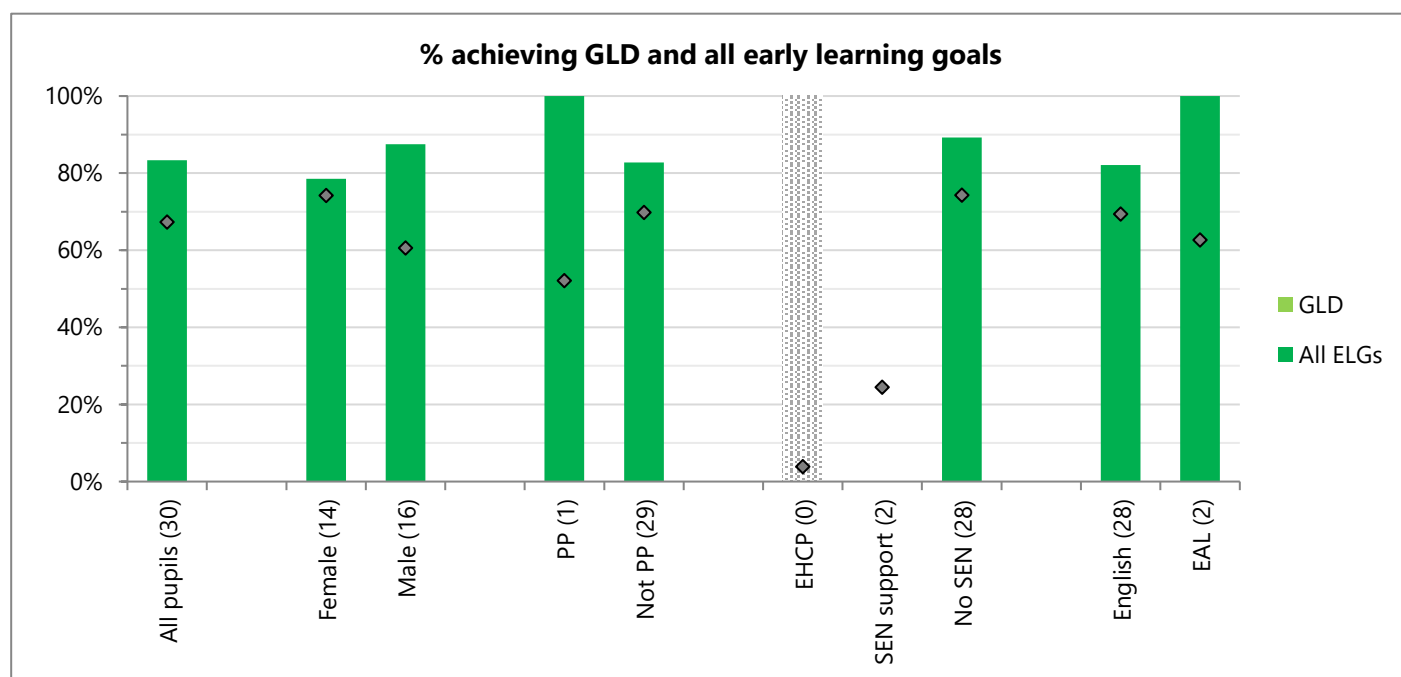
Early Years	% GLD	All ELGs	ATPS
EYFSP	83%	83%	15.9

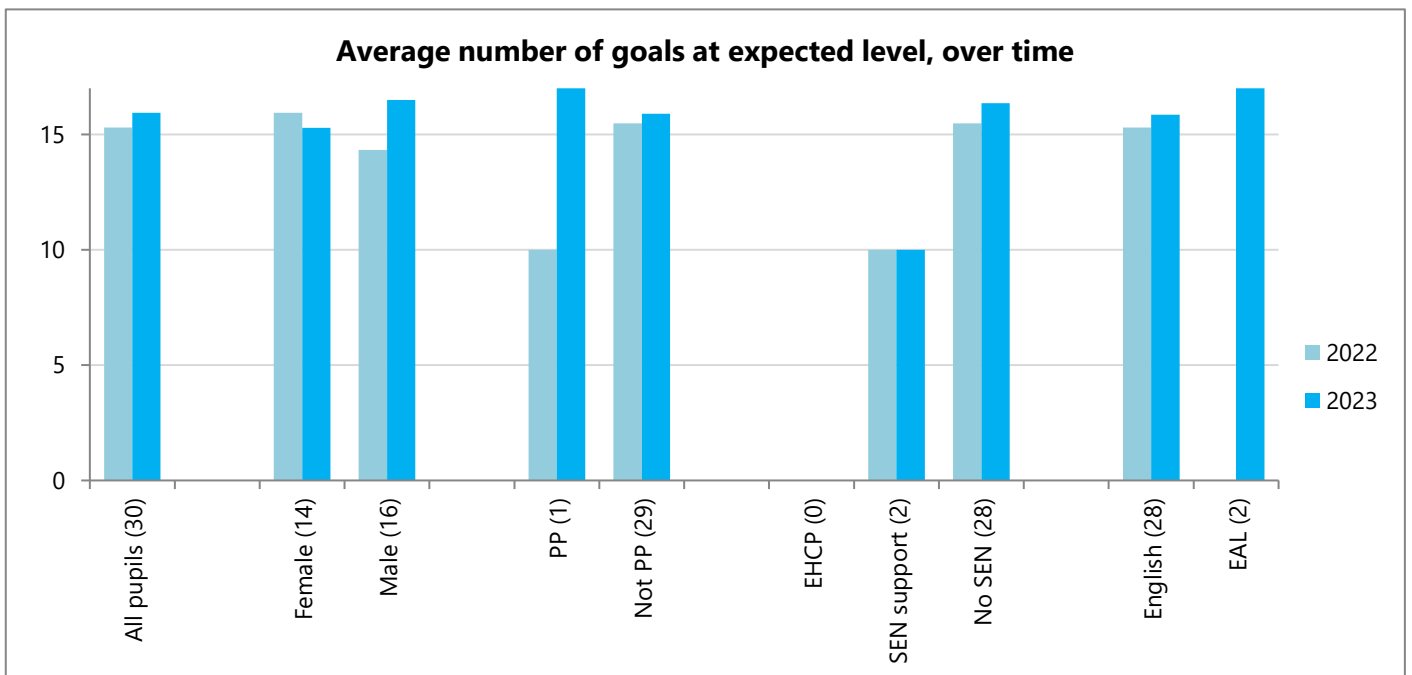
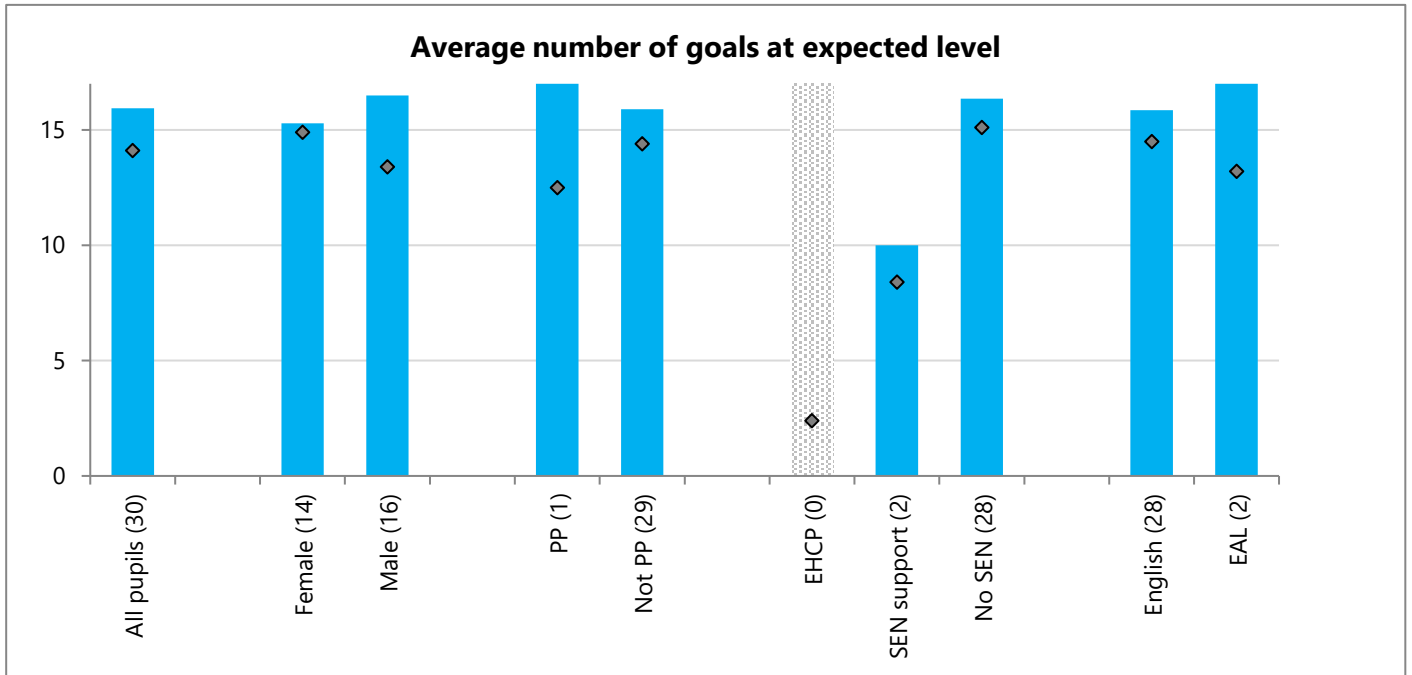
Phonics	% Wa	Score
Year 1	76%	33.0
Year 2 re-sit	50%	30.5
By end of Y2	93%	-

Key Stage 1	% EXS+	% GDS
Reading	80%	10%
Writing	73%	3%
Maths	83%	10%
RW&M	73%	3%

Key Stage 2	Exp+ / EXS+	High / GDS	Progress
Reading	69%	14%	-1.8
Writing	72%	3%	-0.2
Maths	62%	7%	-2.7
RW&M	45%	3%	-

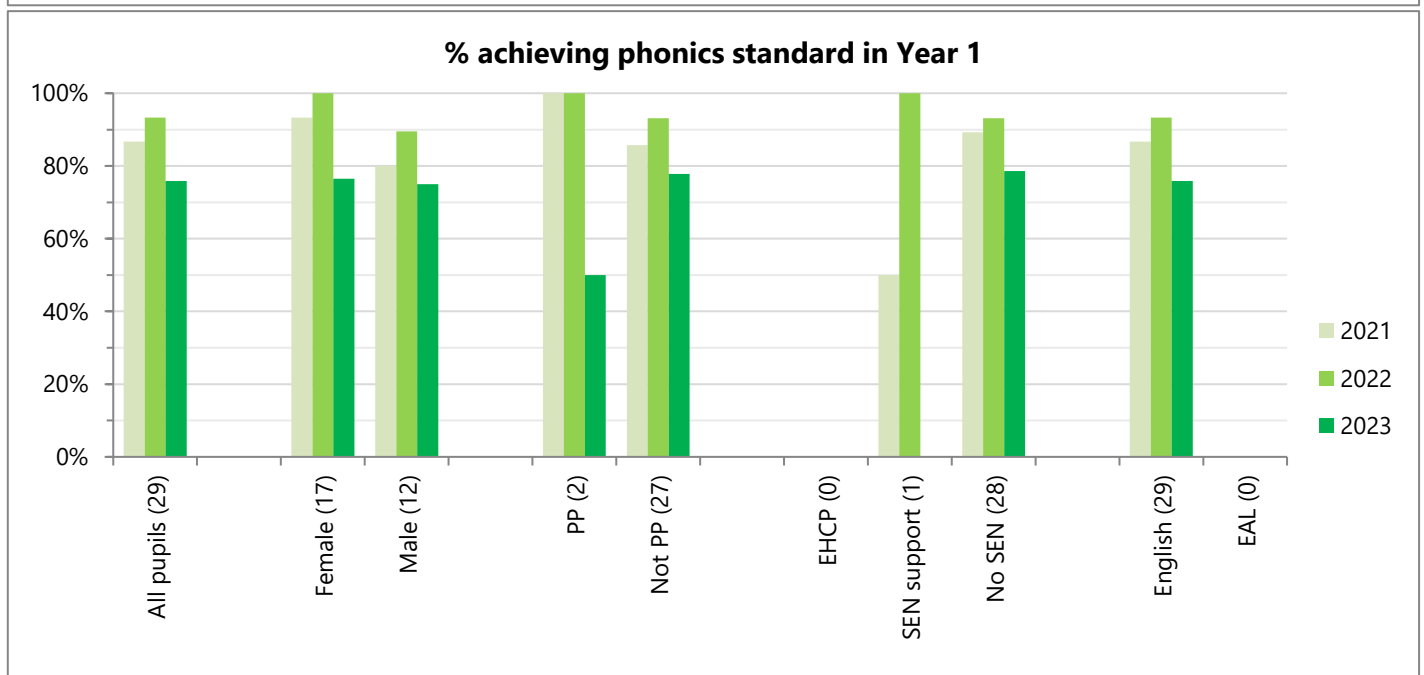
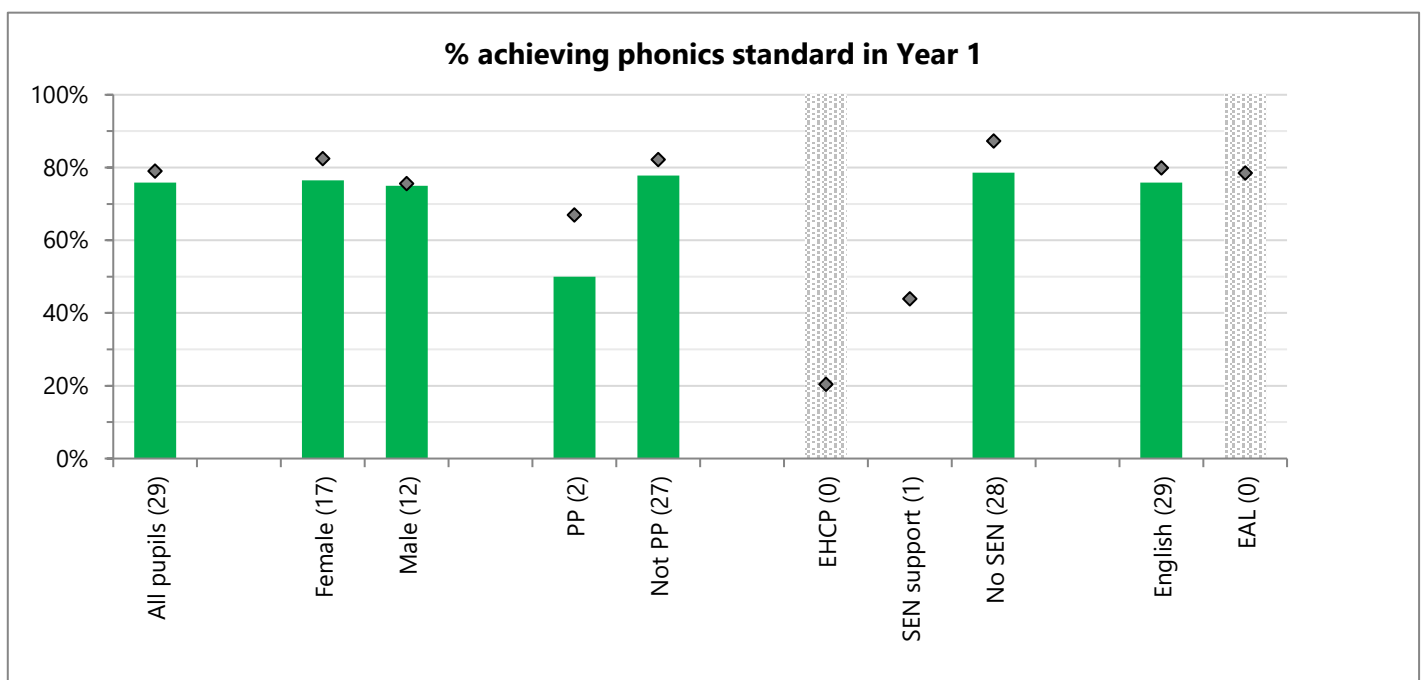
	% of cohort	GLD 2023	All ELGs	Goals Exp.	LA (GLD)	England	GLD 2022	GLD 2019
All pupils (30)	100%	83%	83%	15.9	67%	67%	70%	74%
Female (14)	47%	79%	79%	15.3	74%	74%	83%	60%
Male (16)	53%	88%	88%	16.5	61%	61%	50%	81%
PP (1)	3%	100%	100%	17.0	54%	52%	0%	0%
Not PP (29)	97%	83%	83%	15.9	70%	70%	72%	79%
EHCP (0)	0%				8%	4%		0%
SEN support (2)	7%	0%	0%	10.0	19%	25%	0%	0%
No SEN (28)	93%	89%	89%	16.4	74%	74%	72%	82%
English (28)	93%	82%	82%	15.9	69%	69%	70%	77%
EAL (2)	7%	100%	100%	17.0	60%	63%		0%

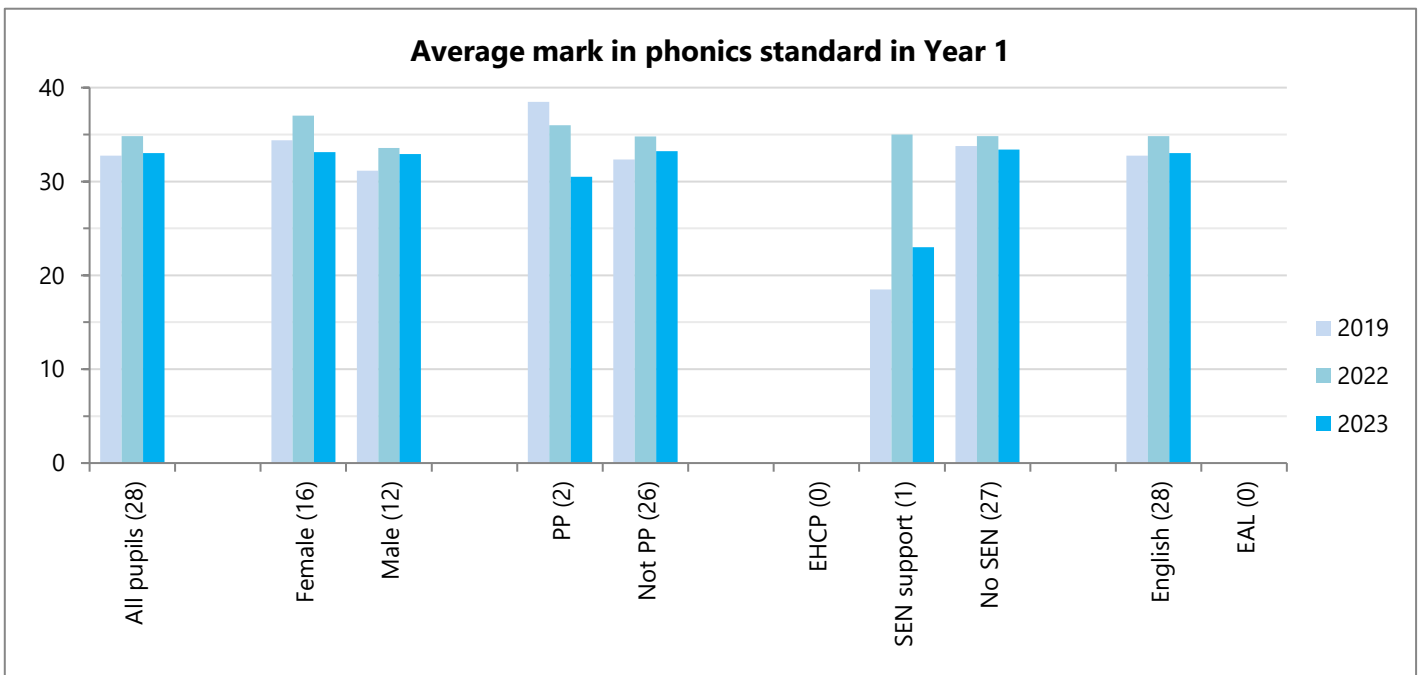
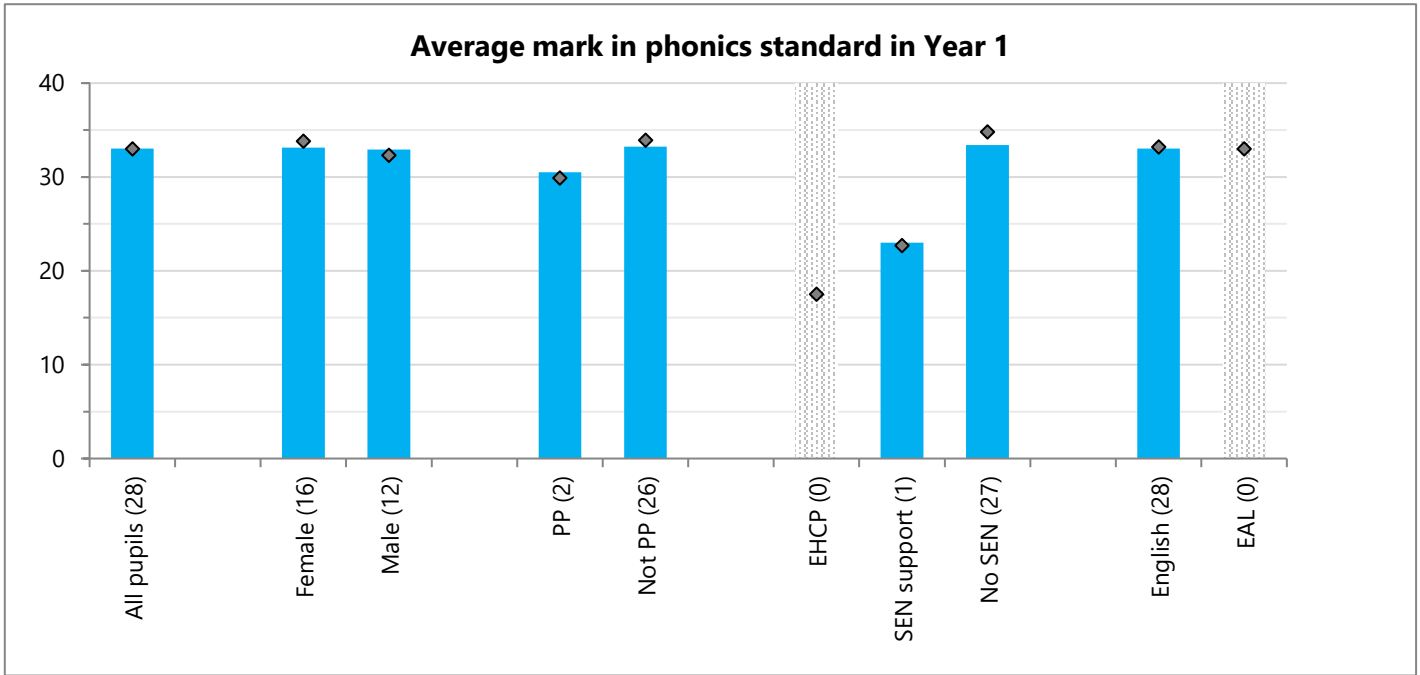




Year 1

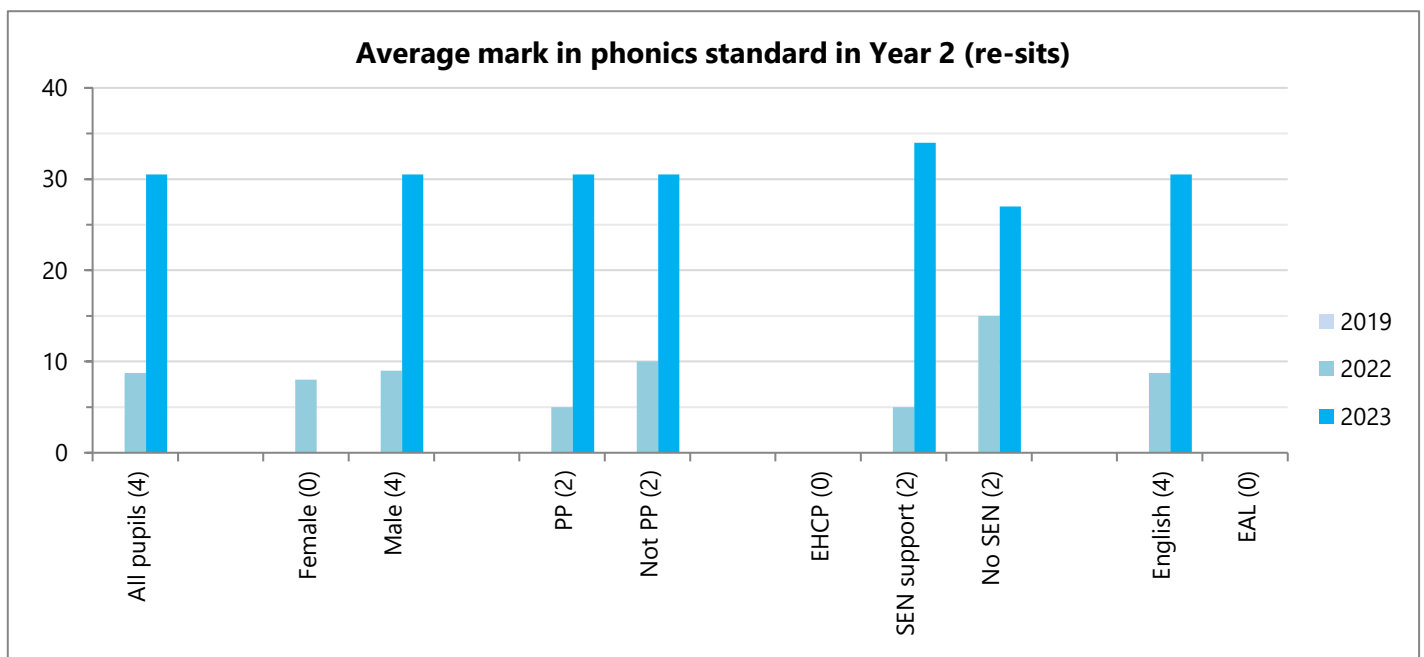
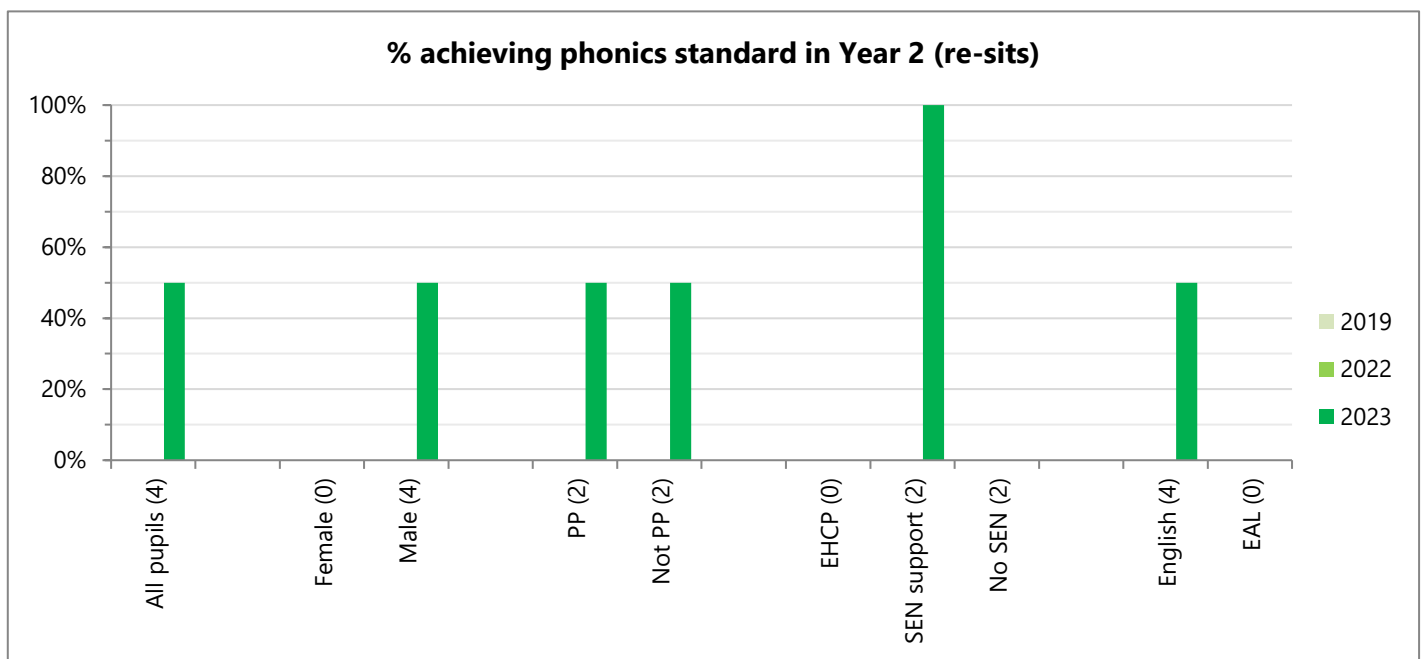
	% of cohort	Wa	Mark	LA	England	Wa 2022	Wa 2021	GLD 2022
All pupils (29)	100%	76%	33.0	80%	79%	93%	87%	70%
Female (17)	59%	76%	33.1	83%	83%	100%	93%	83%
Male (12)	41%	75%	32.9	77%	76%	89%	80%	50%
PP (2)	7%	50%	30.5	69%	67%	100%	100%	0%
Not PP (27)	93%	78%	33.2	84%	82%	93%	86%	72%
EHCP (0)	0%			15%	20%			
SEN support (1)	3%	0%	23.0	44%	44%	100%	50%	0%
No SEN (28)	97%	79%	33.4	87%	87%	93%	89%	72%
English (29)	100%	76%	33.0	80%	80%	93%	87%	70%
EAL (0)	0%			78%	79%			





Year 2 (re-sits only)

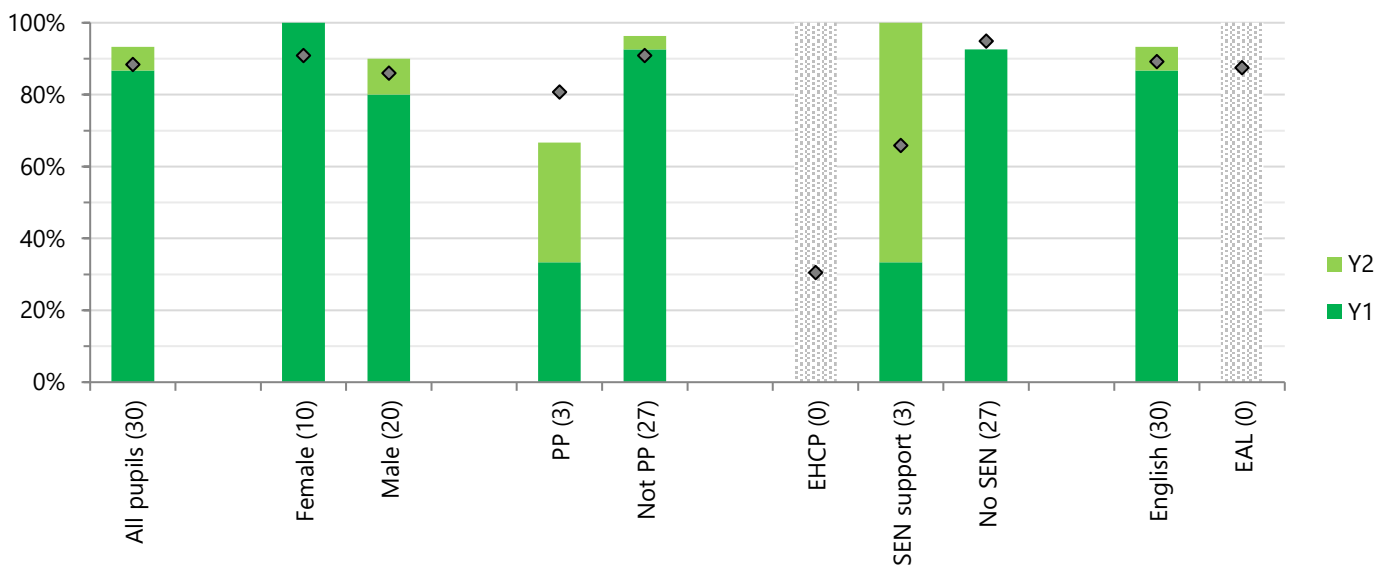
	% of cohort	Wa	Mark	LA	England	Wa 2022	Wa 2019
All pupils (4)	100%	50%	30.5	61%	59%	0%	
Female (0)	0%			64%	64%	0%	
Male (4)	100%	50%	30.5	58%	56%	0%	
PP (2)	50%	50%	30.5	58%	53%	0%	
Not PP (2)	50%	50%	30.5	62%	63%	0%	
EHCP (0)	0%			10%	16%	0%	
SEN support (2)	50%	100%	34.0	47%	46%	0%	
No SEN (2)	50%	0%	27.0	79%	75%	0%	
English (4)	100%	50%	30.5	61%	59%	0%	
EAL (0)	0%			57%	62%		



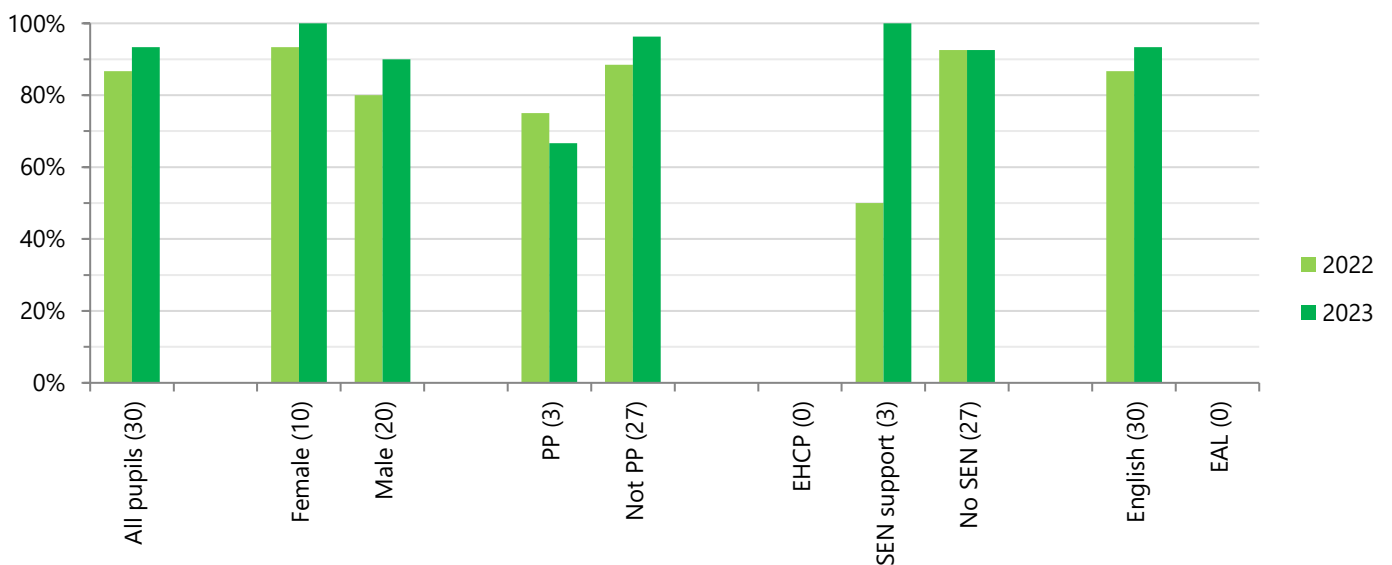
By the end of Year 2

	% of cohort	Total	Y1	Y2	LA	England	Total 2022
All pupils (30)	100%	93%	87%	7%	86%	88%	87%
Female (10)	33%	100%	100%	0%	91%	91%	93%
Male (20)	67%	90%	80%	10%	87%	86%	80%
PP (3)	10%	67%	33%	33%	84%	81%	75%
Not PP (27)	90%	96%	93%	4%	91%	91%	88%
EHCP (0)	0%				26%	31%	0%
SEN support (3)	10%	100%	33%	67%	64%	66%	50%
No SEN (27)	90%	93%	93%	0%	96%	95%	93%
English (30)	100%	93%	87%	7%	90%	89%	87%
EAL (0)	0%				83%	88%	

% achieving phonics standard by the end of Year 2

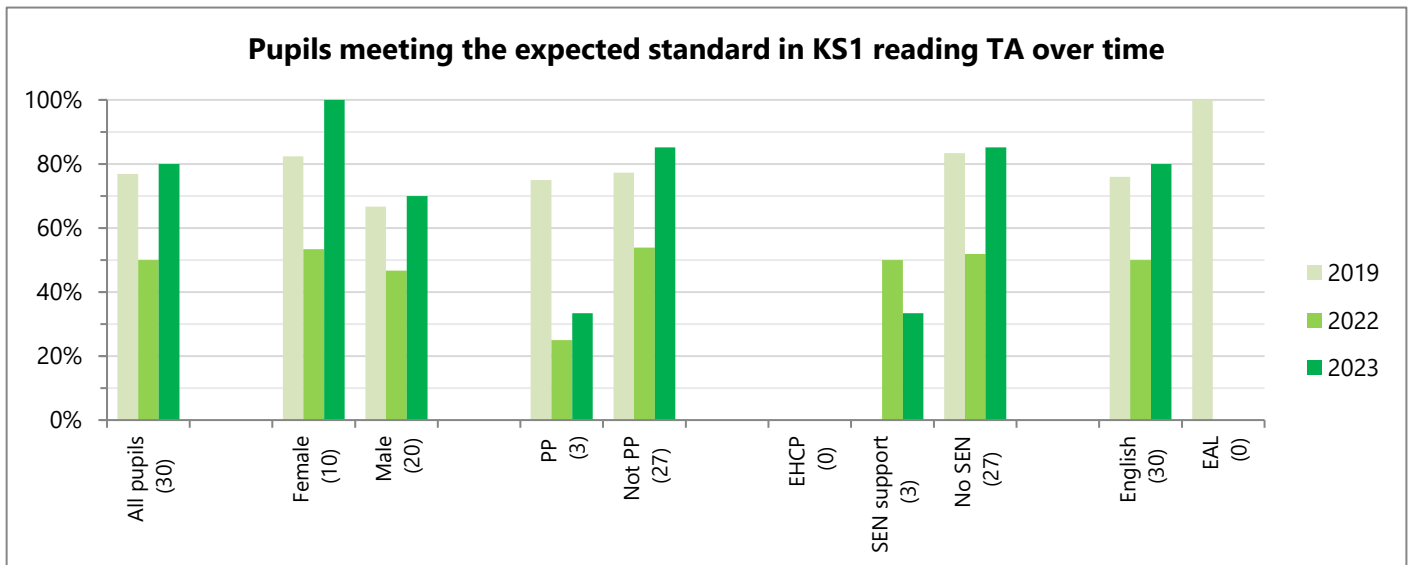
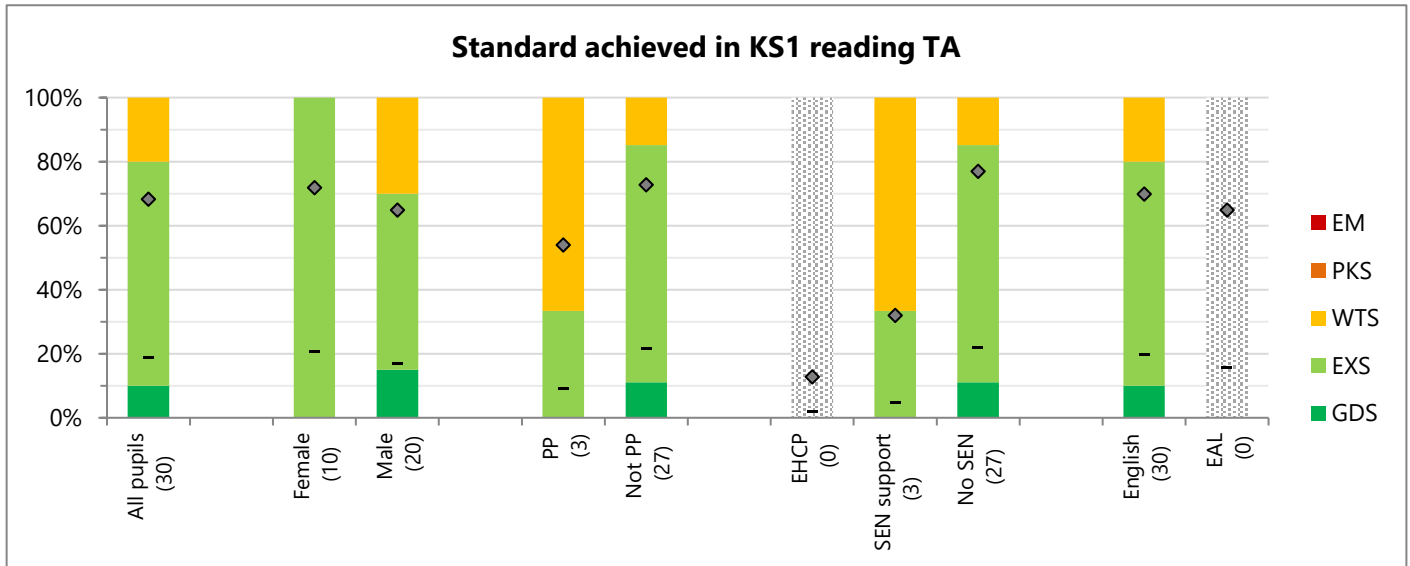


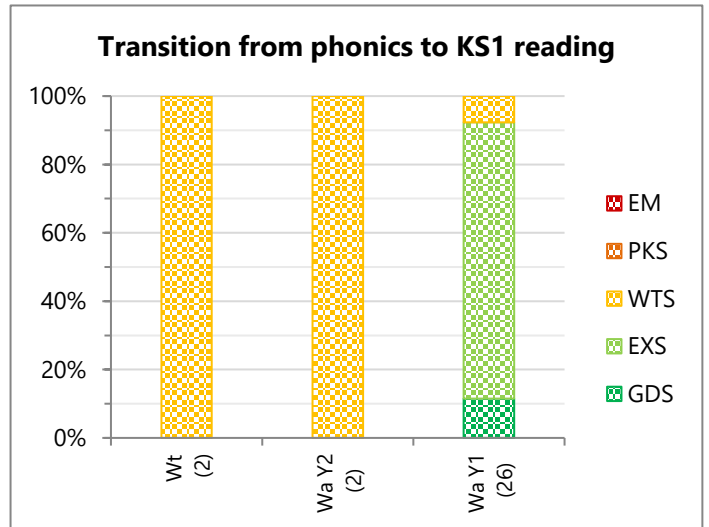
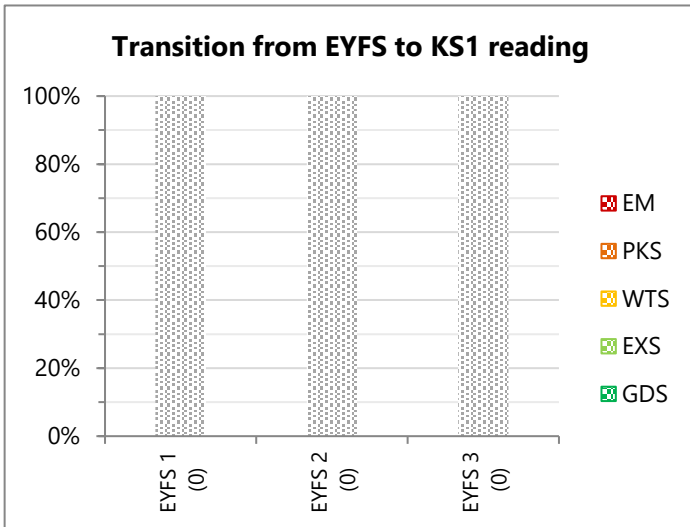
% achieving phonics standard by the end of Year 2



Reading

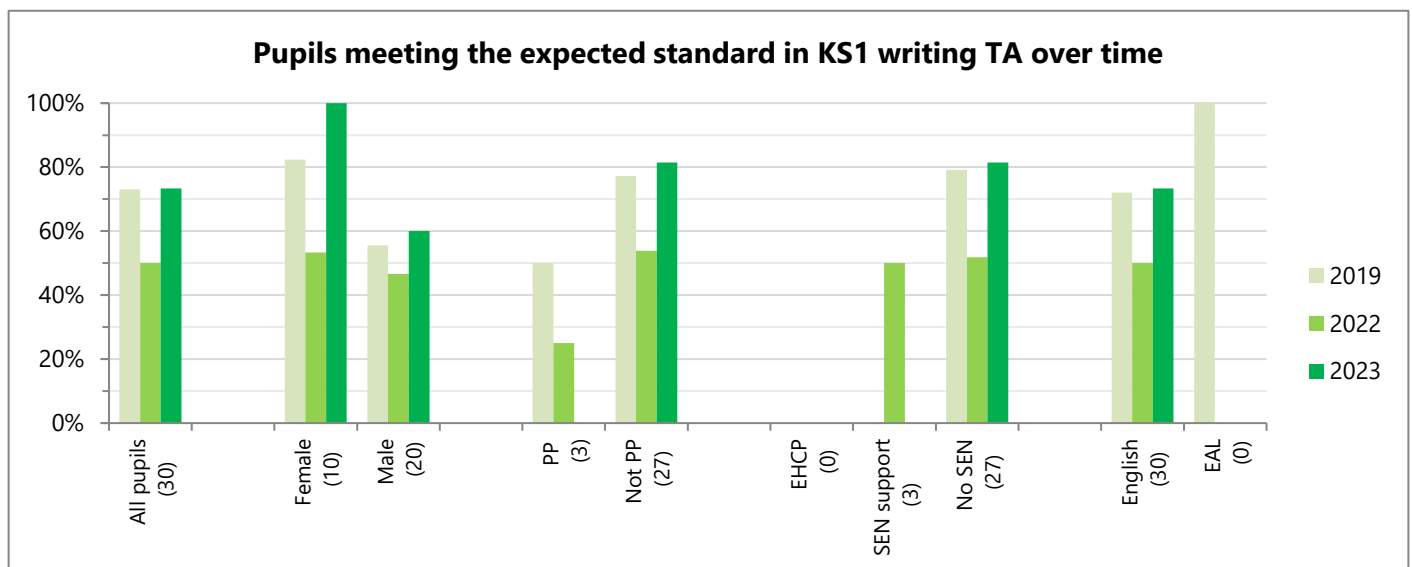
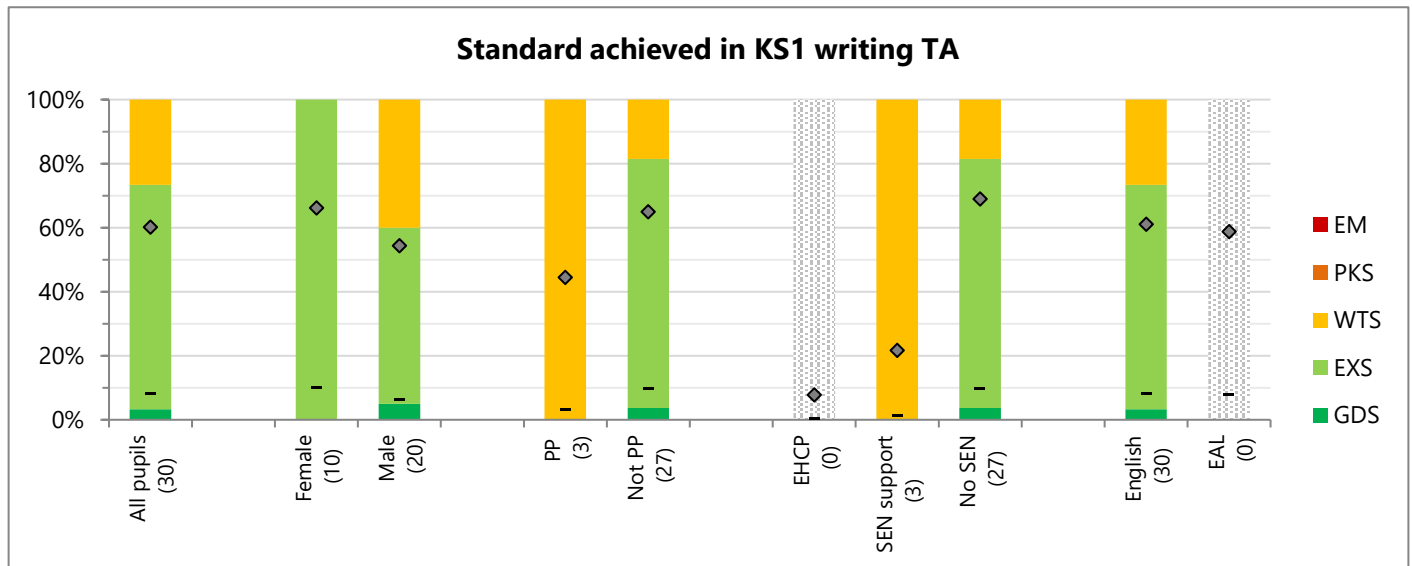
	% of cohort	Teacher assessment						LA	England
		EXS+	GDS	EXS	WTS	PKS	EM	EXS+	EXS+
All pupils (30)	100%	80%	10%	70%	20%	0%	0%	66%	68%
Female (10)	33%	100%	0%	100%	0%	0%	0%	70%	72%
Male (20)	67%	70%	15%	55%	30%	0%	0%	62%	65%
PP (3)	10%	33%	0%	33%	67%	0%	0%	52%	54%
Not PP (27)	90%	85%	11%	74%	15%	0%	0%	72%	73%
EHCP (0)	0%							12%	13%
SEN support (3)	10%	33%	0%	33%	67%	0%	0%	26%	32%
No SEN (27)	90%	85%	11%	74%	15%	0%	0%	75%	77%
English (30)	100%	80%	10%	70%	20%	0%	0%	68%	70%
EAL (0)	0%							56%	65%
Wt (2)	7%	0%	0%	0%	100%	0%	0%	3%	-
Wa Y2 (2)	7%	0%	0%	0%	100%	0%	0%	26%	-
Wa Y1 (26)	87%	92%	12%	81%	8%	0%	0%	83%	-

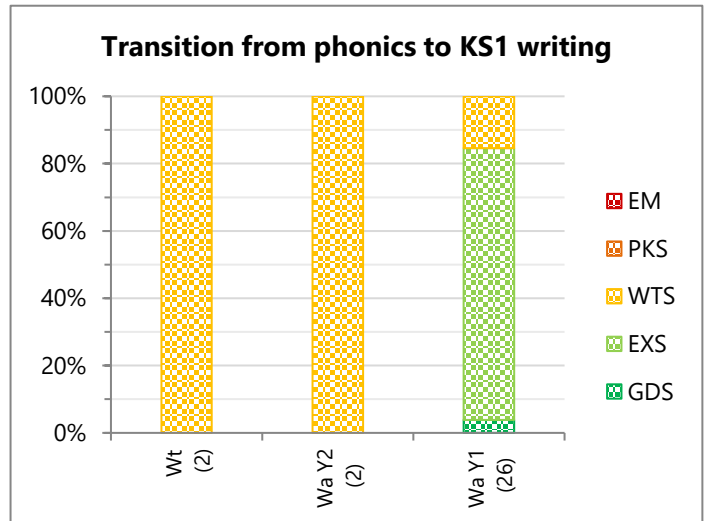
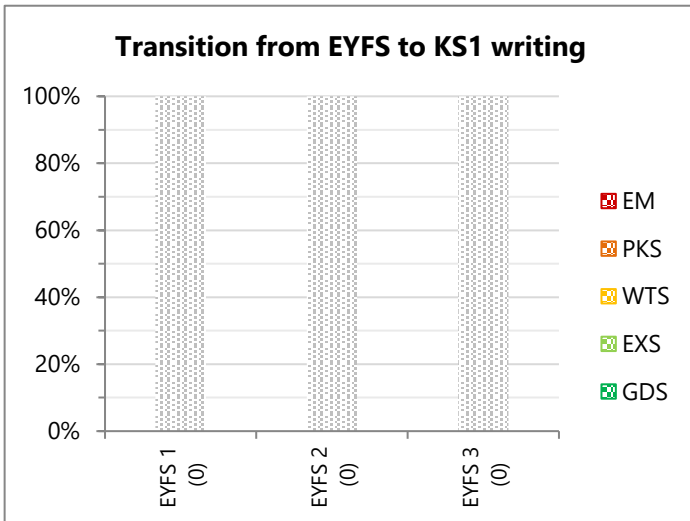




Writing

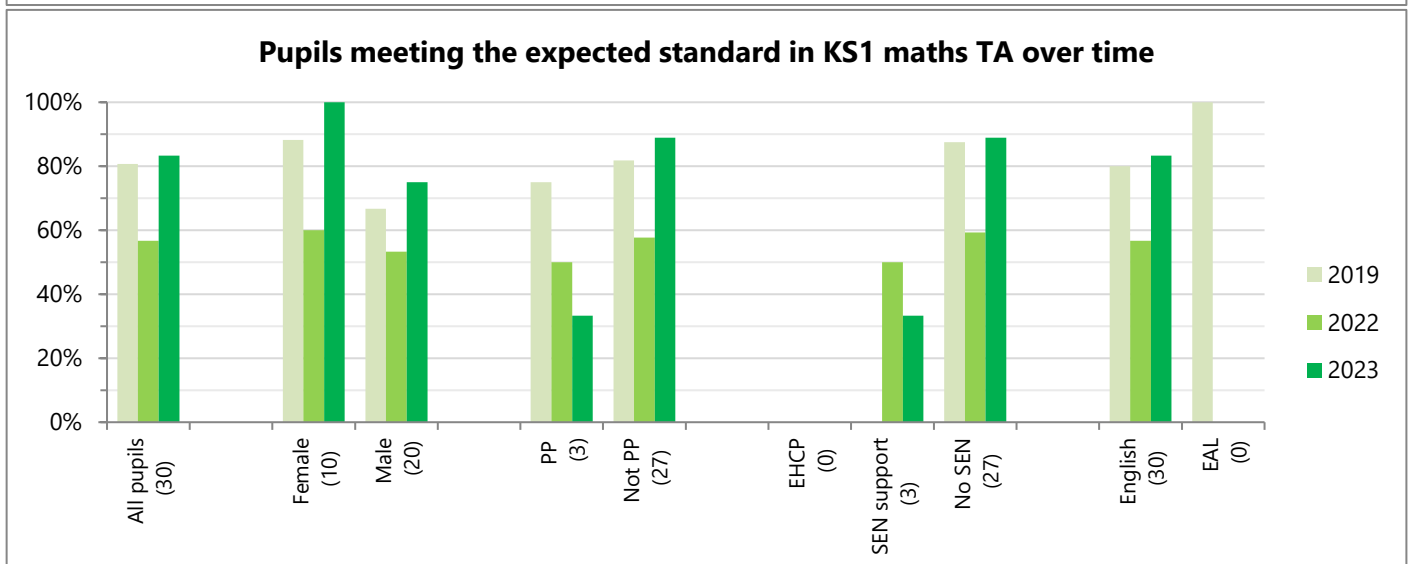
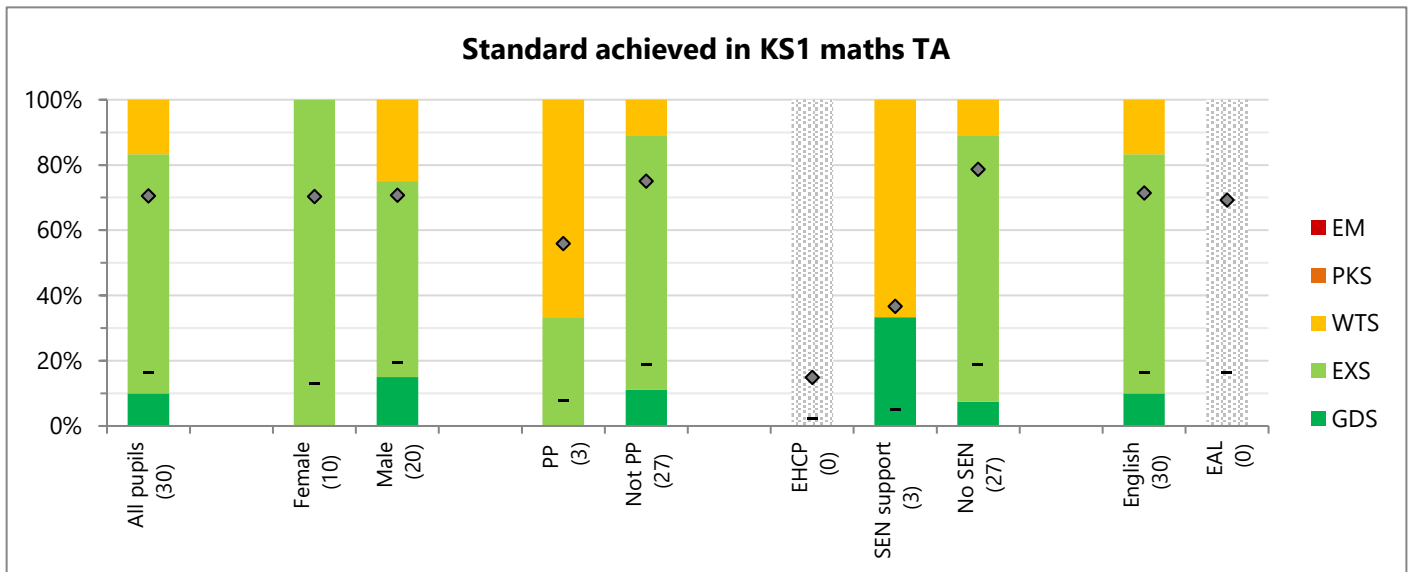
	% of cohort	Teacher assessment						LA	England
		EXS+	GDS	EXS	WTS	PKS	EM	EXS+	EXS+
All pupils (30)	100%	73%	3%	70%	27%	0%	0%	59%	60%
Female (10)	33%	100%	0%	100%	0%	0%	0%	65%	66%
Male (20)	67%	60%	5%	55%	40%	0%	0%	53%	54%
PP (3)	10%	0%	0%	0%	100%	0%	0%	42%	45%
Not PP (27)	90%	81%	4%	78%	19%	0%	0%	66%	65%
EHCP (0)	0%							7%	8%
SEN support (3)	10%	0%	0%	0%	100%	0%	0%	17%	22%
No SEN (27)	90%	81%	4%	78%	19%	0%	0%	68%	69%
English (30)	100%	73%	3%	70%	27%	0%	0%	60%	61%
EAL (0)	0%							49%	59%
Wt (2)	7%	0%	0%	0%	100%	0%	0%	2%	-
Wa Y2 (2)	7%	0%	0%	0%	100%	0%	0%	17%	-
Wa Y1 (26)	87%	85%	4%	81%	15%	0%	0%	75%	-

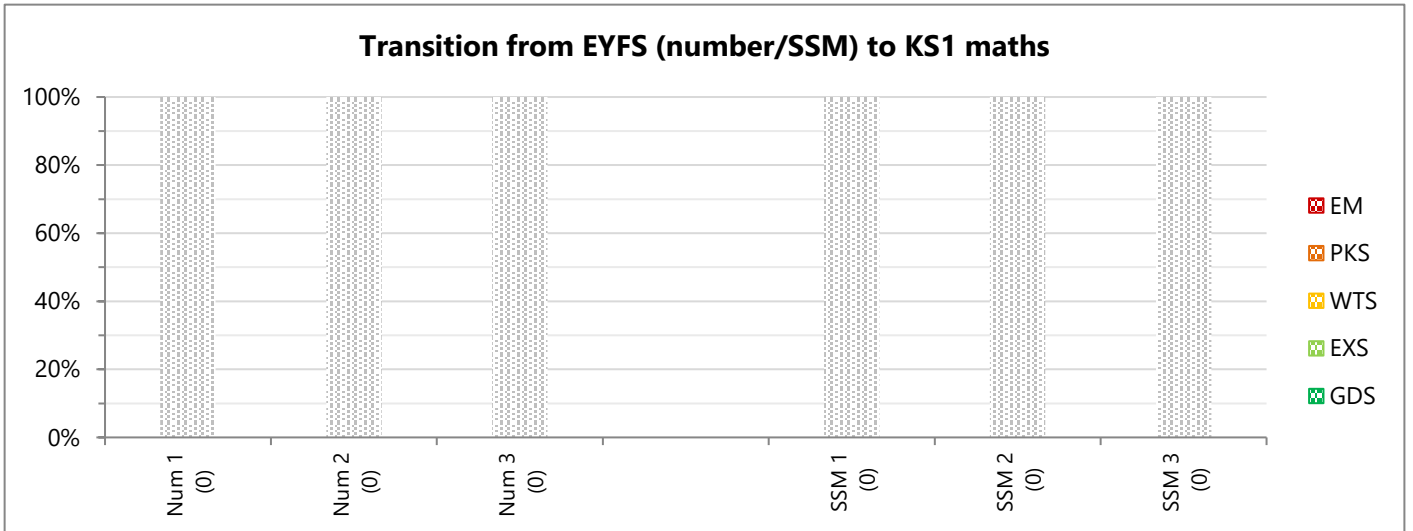




Maths

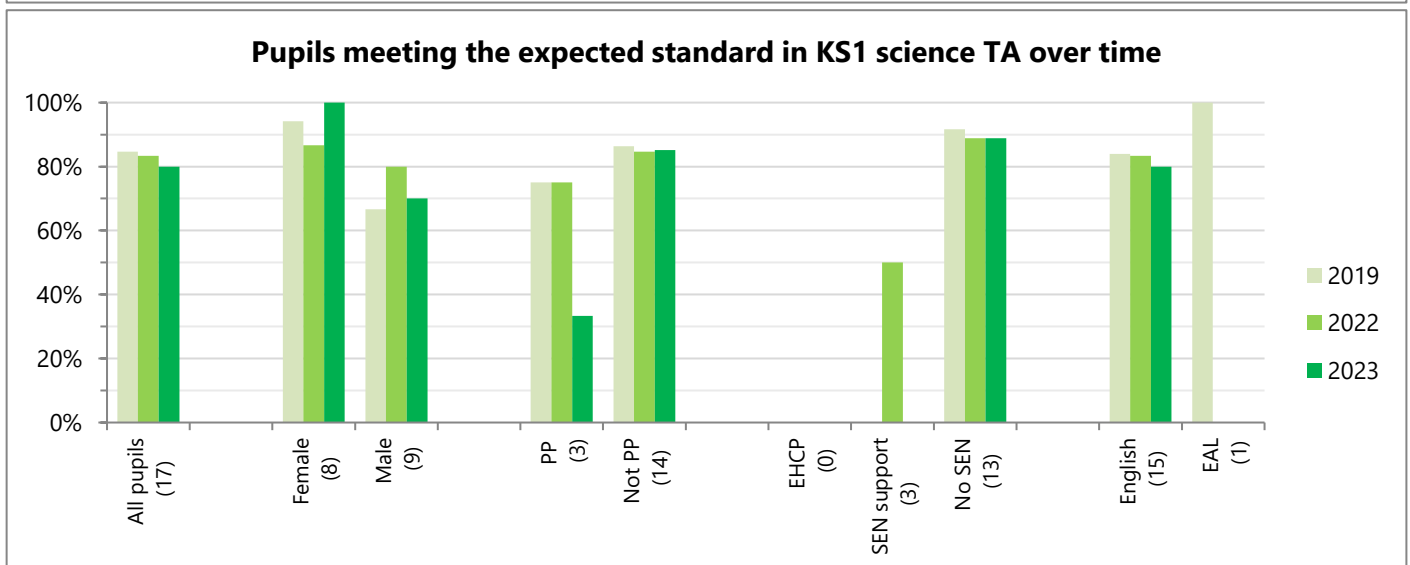
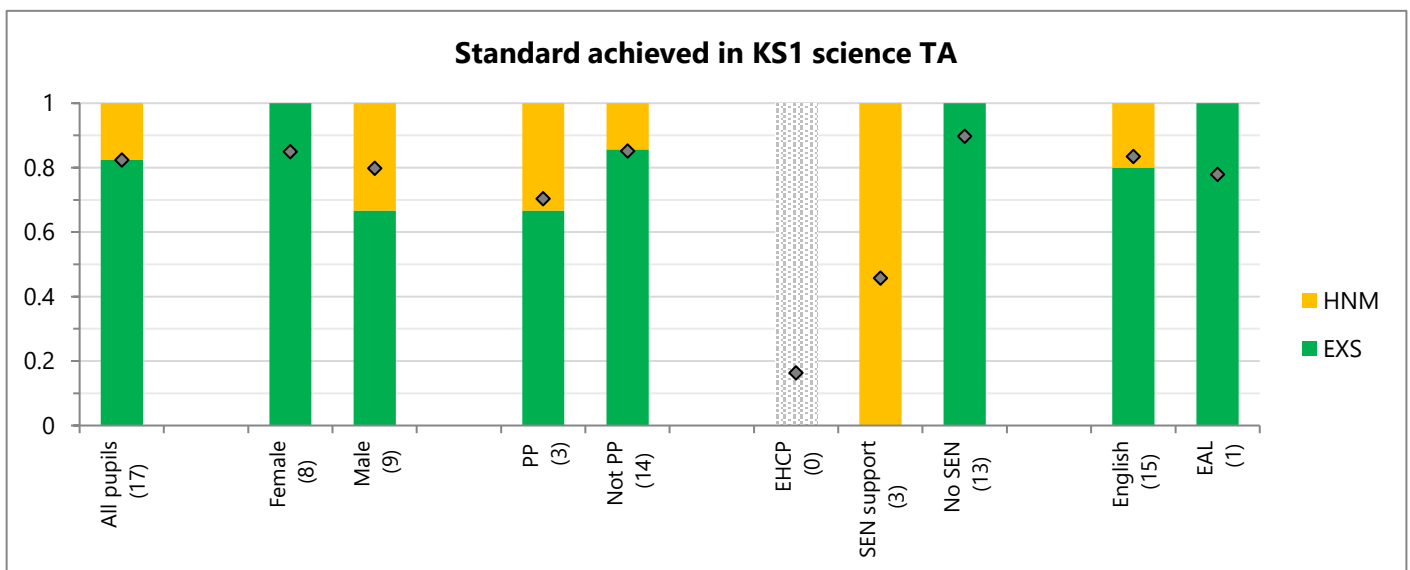
	% of cohort	Teacher assessment						LA	England
		EXS+	GDS	EXS	WTS	PKS	EM	EXS+	EXS+
All pupils (30)	100%	83%	10%	73%	17%	0%	0%	71%	71%
Female (10)	33%	100%	0%	100%	0%	0%	0%	71%	70%
Male (20)	67%	75%	15%	60%	25%	0%	0%	70%	71%
PP (3)	10%	33%	0%	33%	67%	0%	0%	56%	56%
Not PP (27)	90%	89%	11%	78%	11%	0%	0%	77%	75%
EHCP (0)	0%							12%	15%
SEN support (3)	10%	33%	33%	0%	67%	0%	0%	33%	37%
No SEN (27)	90%	89%	7%	81%	11%	0%	0%	79%	79%
English (30)	100%	83%	10%	73%	17%	0%	0%	72%	71%
EAL (0)	0%							64%	69%





Science

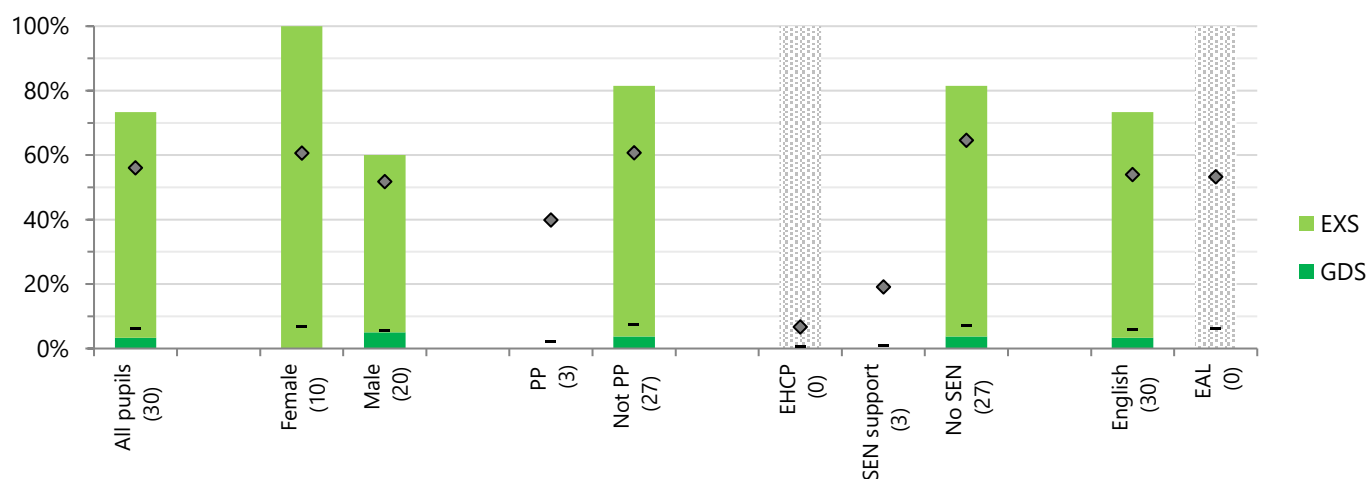
	% of cohort	Teacher assessment		LA	England
		EXS	HNM	EXS	EXS
All pupils (30)	100%	80%	20%	76%	79%
Female (10)	33%	100%	0%	78%	81%
Male (20)	67%	70%	30%	74%	77%
PP (3)	10%	33%	67%	63%	66%
Not PP (27)	90%	85%	15%	82%	83%
EHCP (0)	0%			13%	17%
SEN support (3)	10%	0%	100%	37%	47%
No SEN (27)	90%	89%	11%	85%	87%
English (30)	100%	80%	20%	78%	81%
EAL (0)	0%			64%	74%



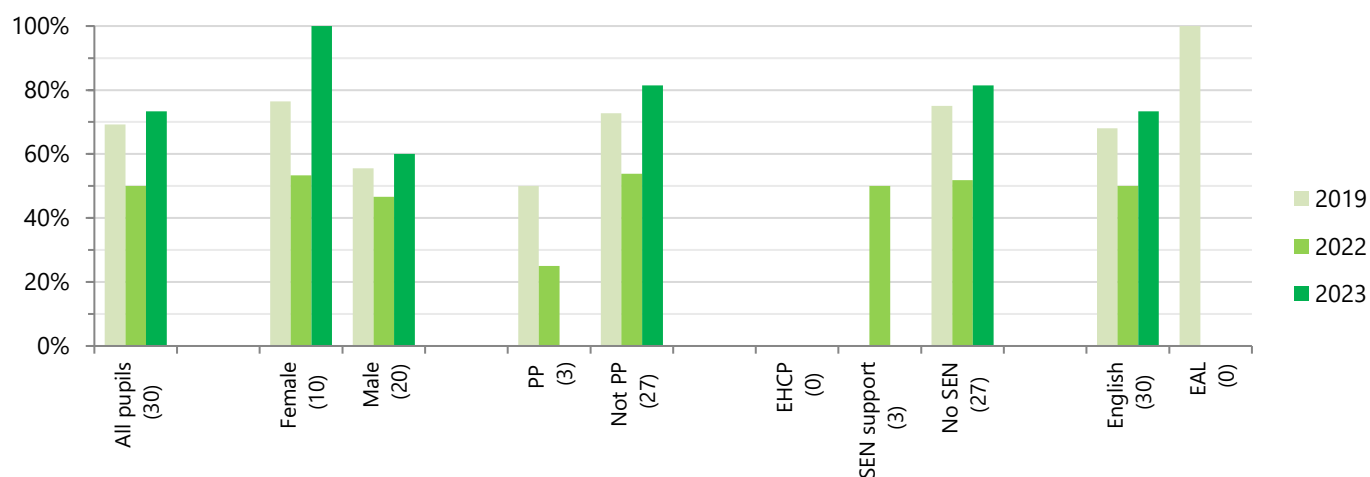
Reading, writing and maths

	% of cohort	TA		LA	England
		EXS+	GDS	EXS+	EXS+
All pupils (30)	100%	73%	3%	56%	56%
Female (10)	33%	100%	0%	61%	61%
Male (20)	67%	60%	5%	51%	52%
PP (3)	10%	0%	0%	40%	40%
Not PP (27)	90%	81%	4%	63%	61%
EHCP (0)	0%			7%	7%
SEN support (3)	10%	0%	0%	15%	19%
No SEN (27)	90%	81%	4%	65%	65%
English (30)	100%	73%	3%	58%	54%
EAL (0)	0%			47%	53%

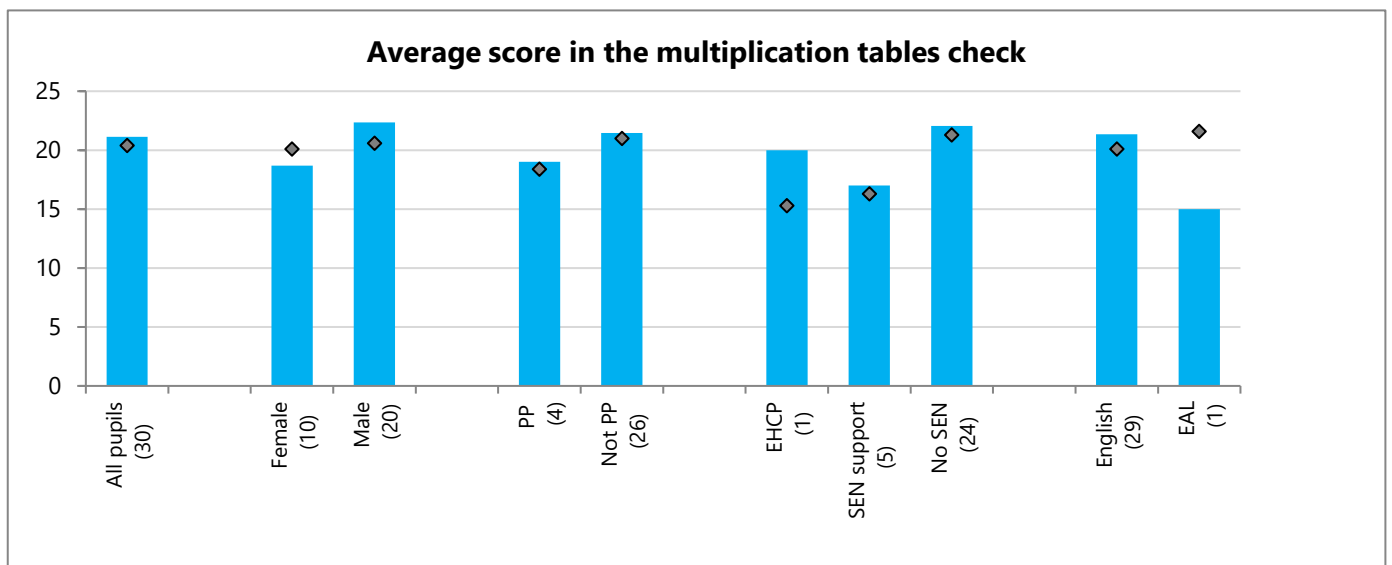
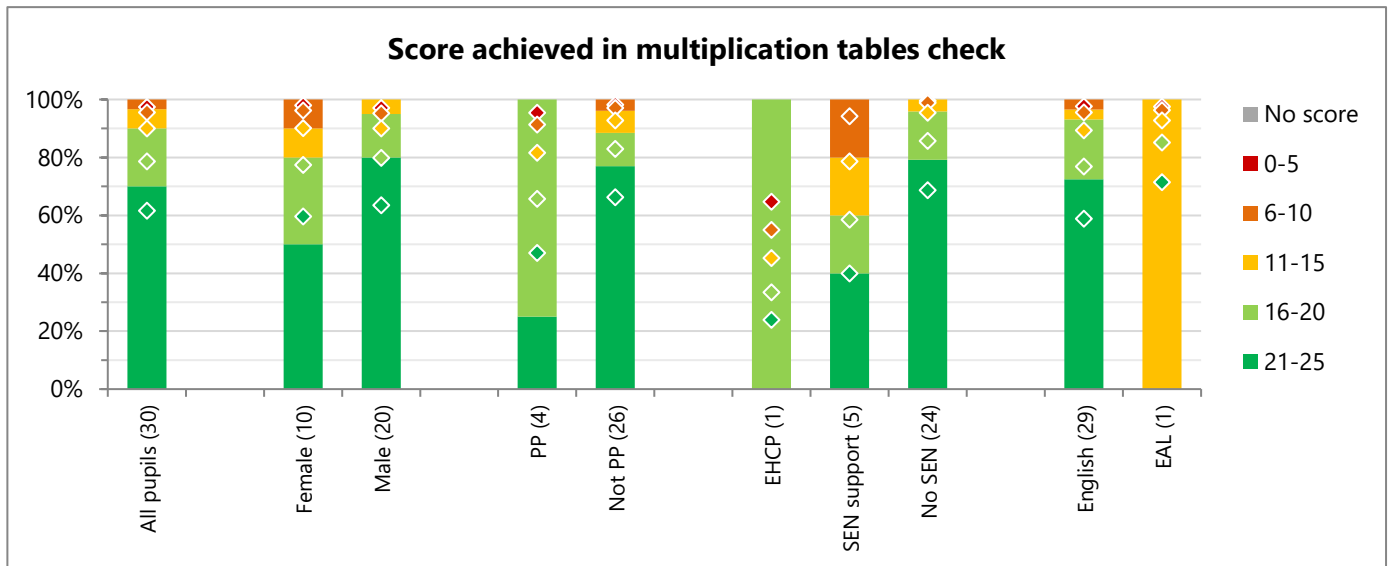
Standard achieved in KS1 reading, writing and maths combined



Pupils meeting the expected standard in KS1 RW&M over time

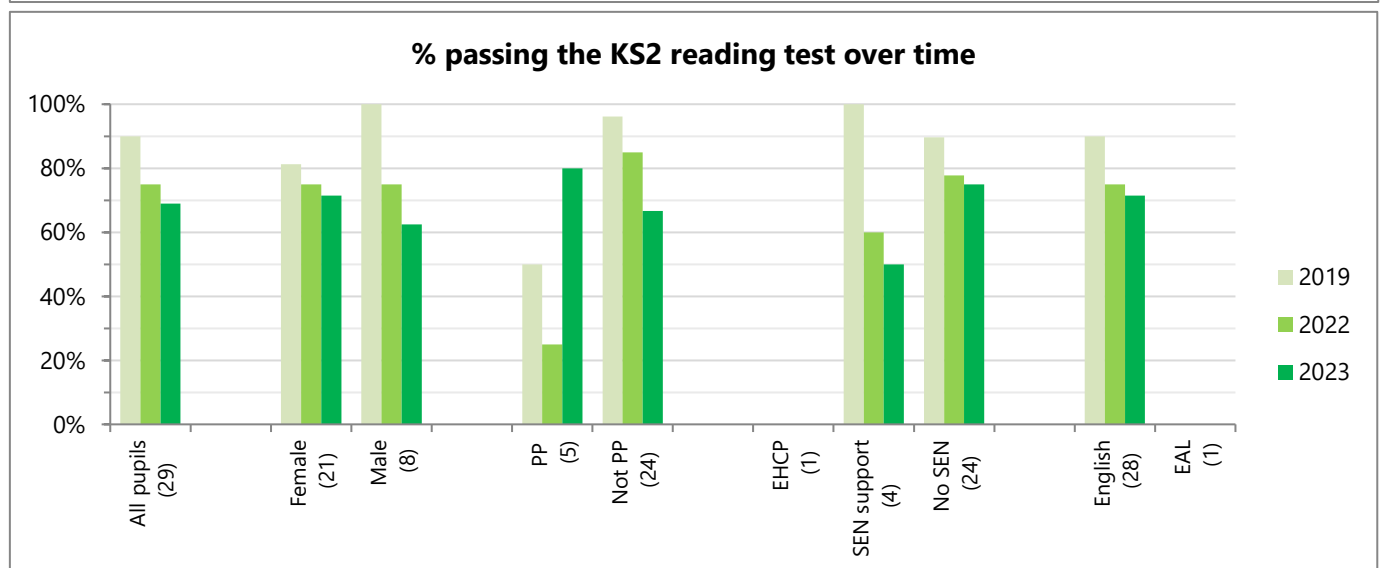
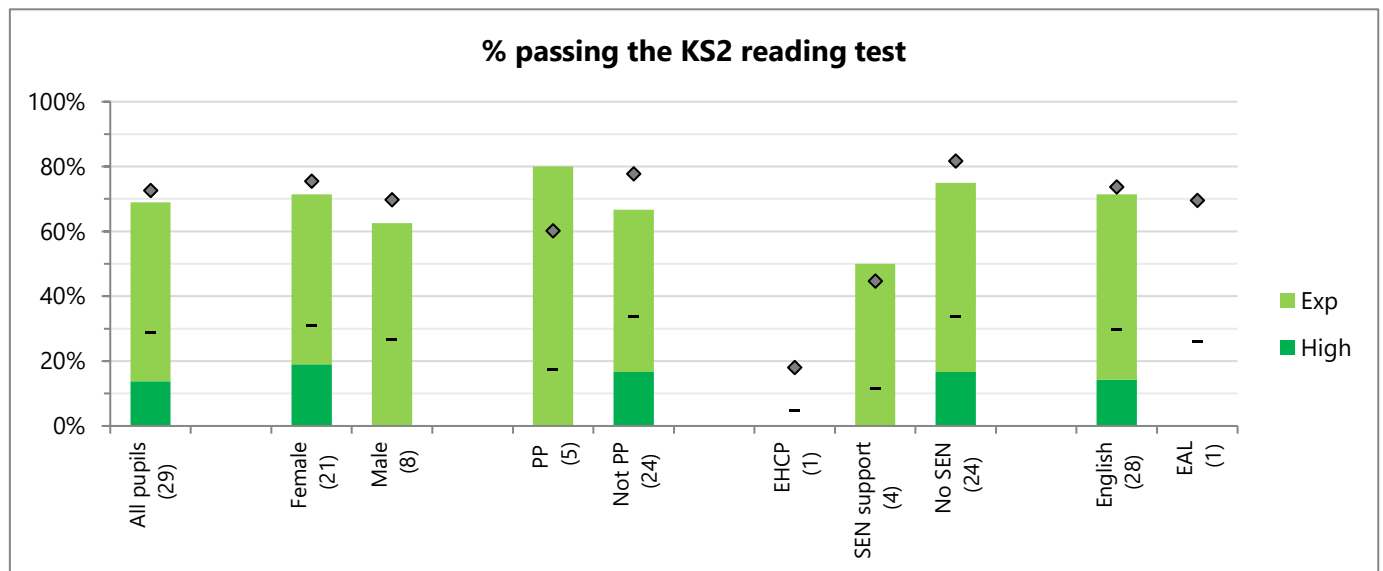


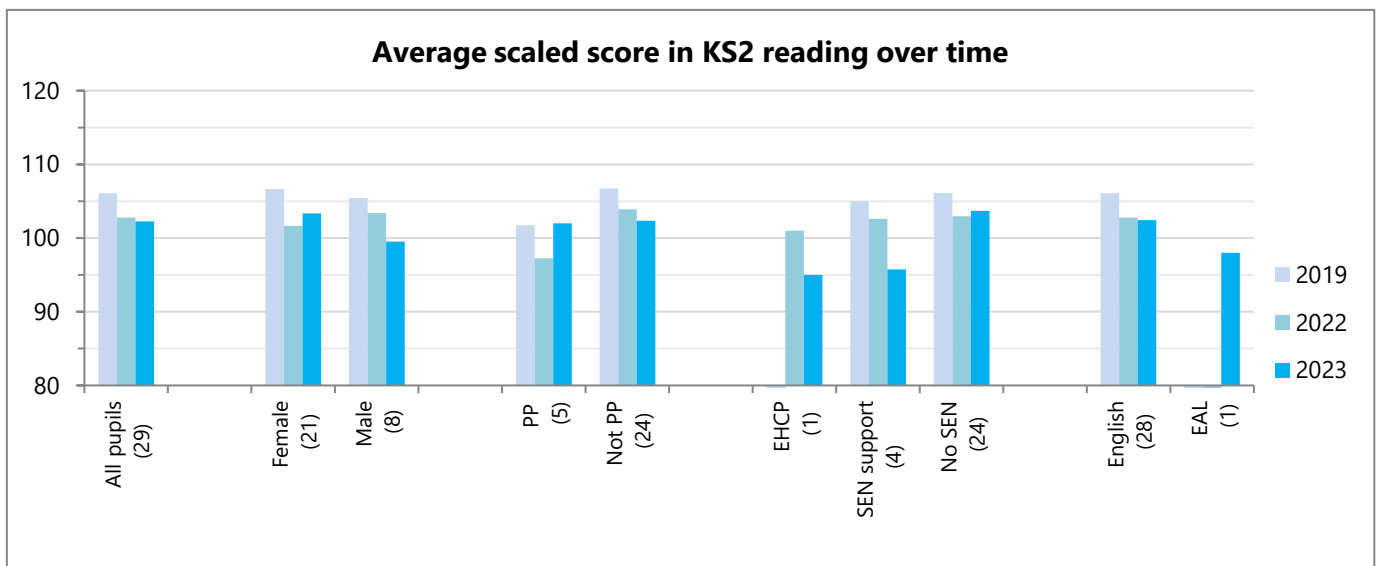
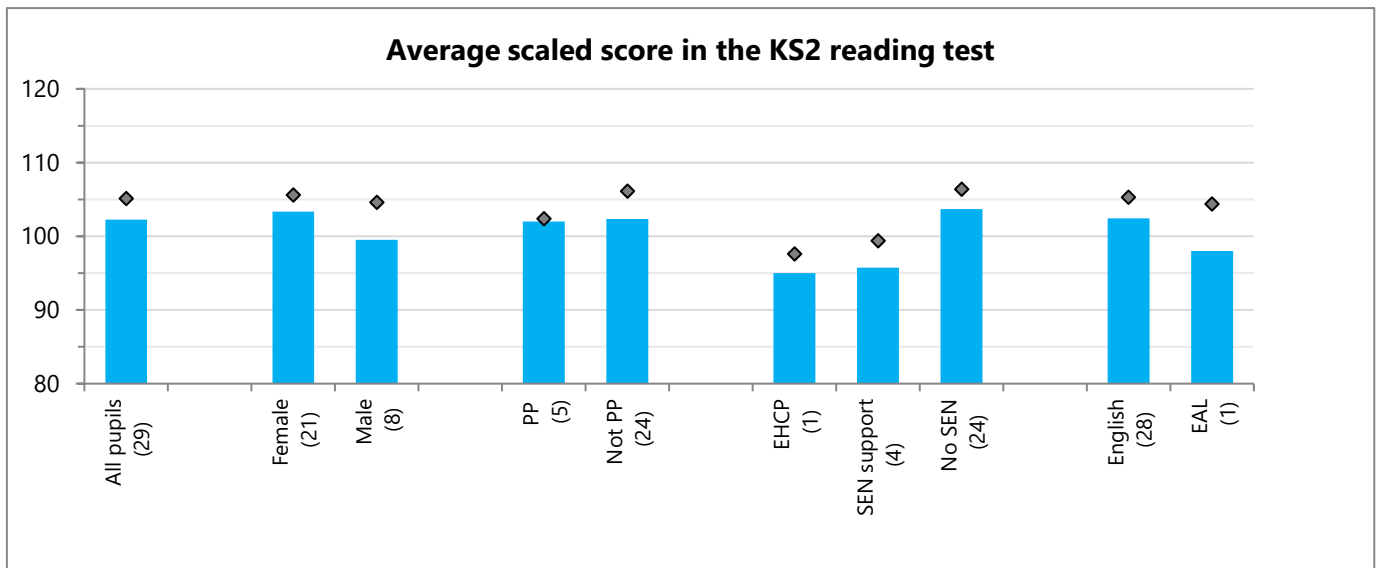
	% of cohort	Teacher assessment						Score	LA	England
		No score	21-25	16-20	11-15	6-10	0-5		EXS+	EXS+
All pupils (30)	100%	0%	70%	20%	7%	3%	0%	21.1	20.7	20.4
Female (10)	33%	0%	50%	30%	10%	10%	0%	18.7	20.5	20.1
Male (20)	67%	0%	80%	15%	5%	0%	0%	22.4	20.8	20.6
PP (4)	13%	0%	25%	75%	0%	0%	0%	19.0	19.0	18.4
Not PP (26)	87%	0%	77%	12%	8%	4%	0%	21.5	21.3	21.0
EHCP (1)	3%	0%	0%	100%	0%	0%	0%	20.0	15.8	15.3
SEN support (5)	17%	0%	40%	20%	20%	20%	0%	17.0	16.7	16.3
No SEN (24)	80%	0%	79%	17%	4%	0%	0%	22.0	21.5	21.3
English (29)	97%	0%	72%	21%	3%	3%	0%	21.3	20.5	20.1
EAL (1)	3%	0%	0%	0%	100%	0%	0%	15.0	21.9	21.6

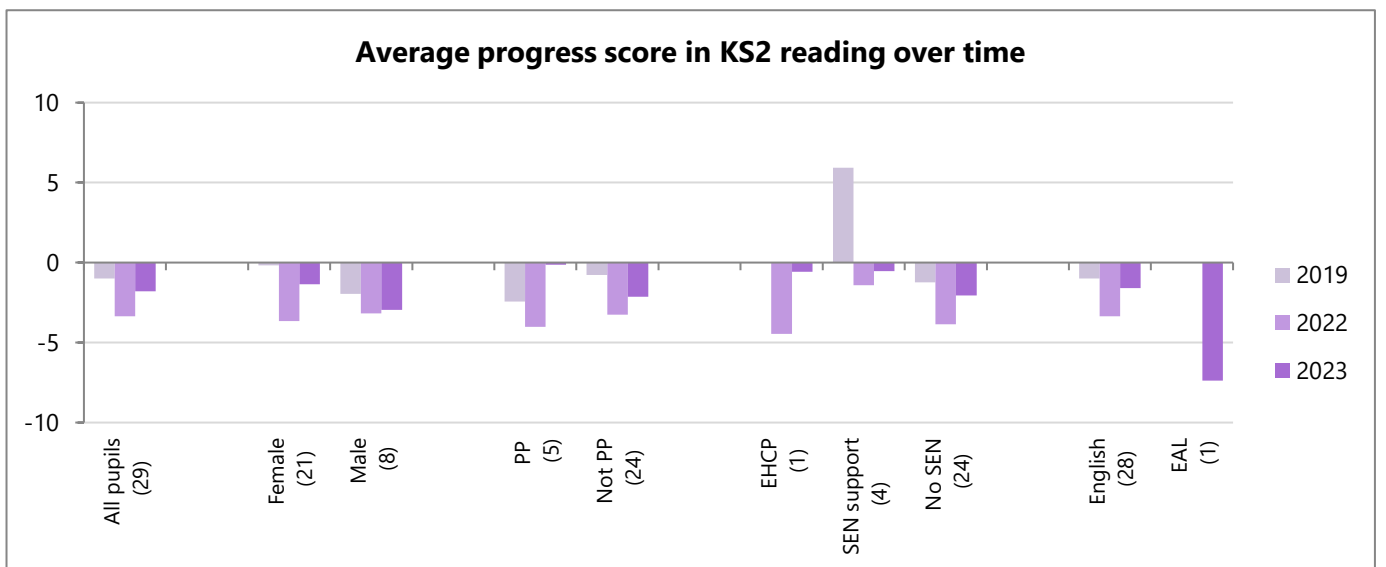
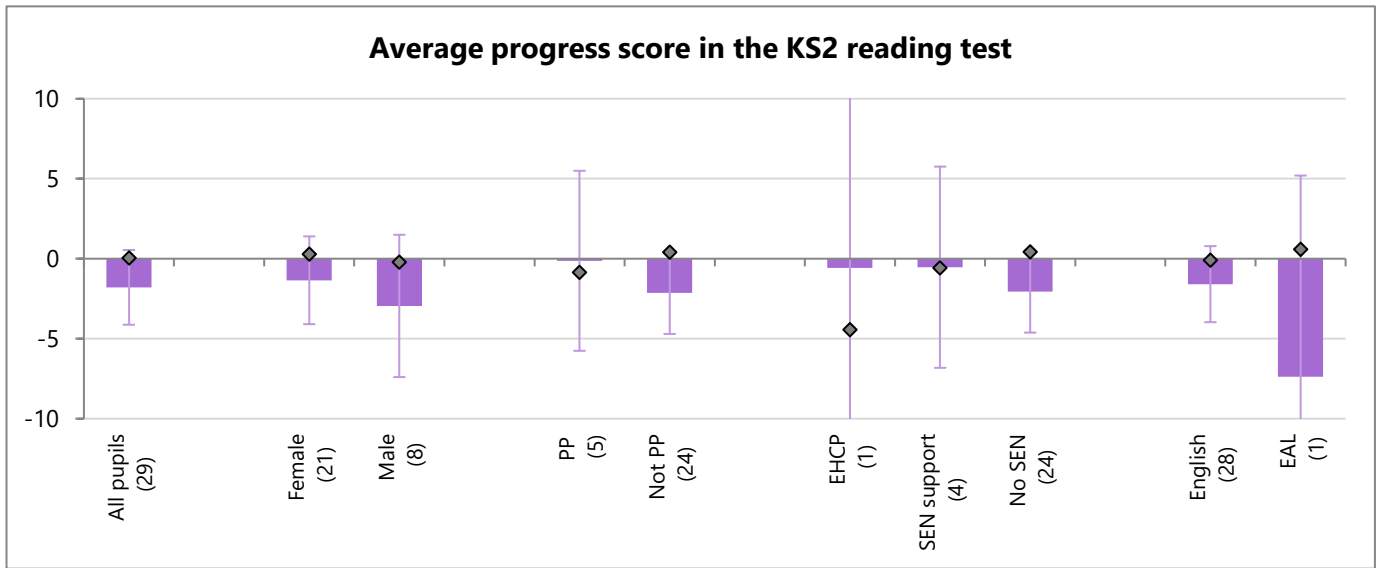


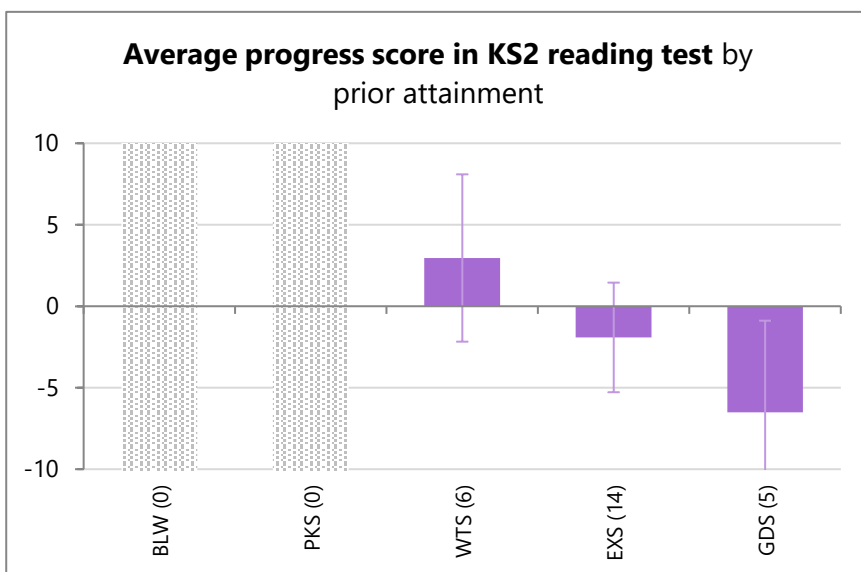
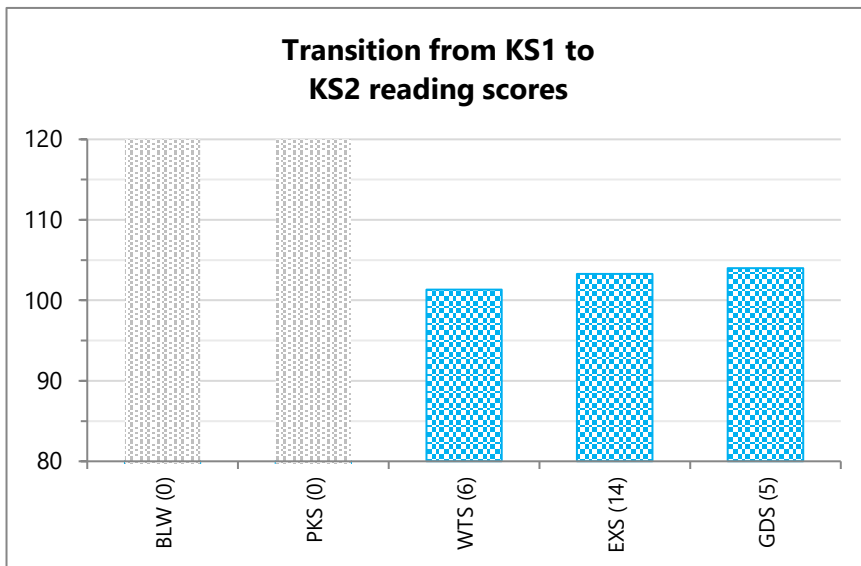
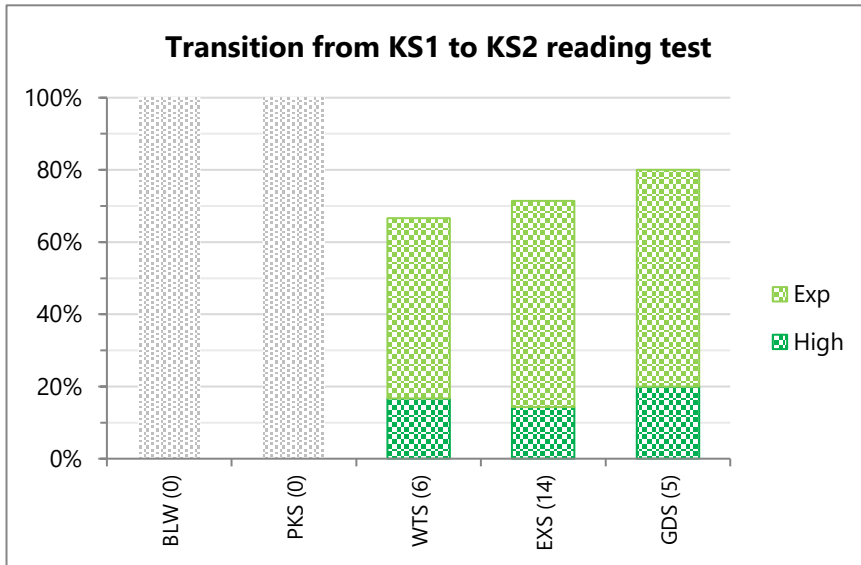
Reading

	% of cohort	Test				LA	England
		Score	Exp+	High	Progress	Exp+	Exp+
All pupils (29)	100%	102	69%	14%	-1.8	68%	73%
Female (21)	72%	103	71%	19%	-1.3	72%	76%
Male (8)	28%	100	63%	0%	-3.0	65%	70%
PP (5)	17%	102	80%	0%	-0.1	57%	60%
Not PP (24)	83%	102	67%	17%	-2.1	75%	78%
EHCP (1)	3%	95	0%	0%	-0.6	23%	18%
SEN support (4)	14%	96	50%	0%	-0.5	38%	45%
No SEN (24)	83%	104	75%	17%	-2.1	78%	82%
English (28)	97%	102	71%	14%	-1.6	70%	74%
EAL (1)	3%	98	0%	0%	-7.4	56%	70%
BLW (0)	0%					0%	-
PKS (0)	0%					16%	-
WTS (6)	21%	101	67%	17%	+3.0	38%	-
EXS (14)	48%	103	71%	14%	-1.9	78%	-
GDS (5)	17%	104	80%	20%	-6.5	98%	-





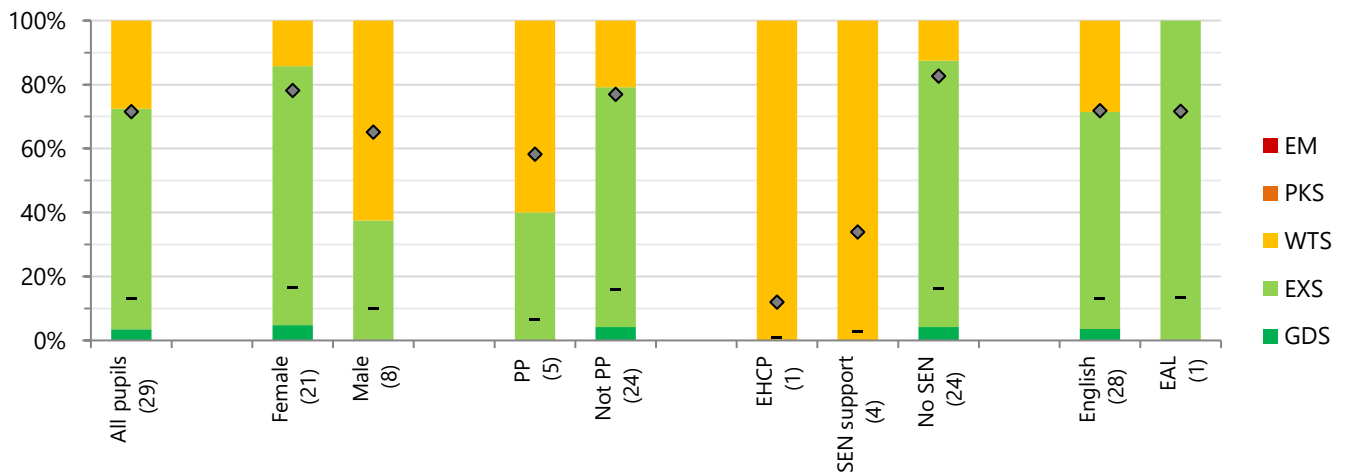




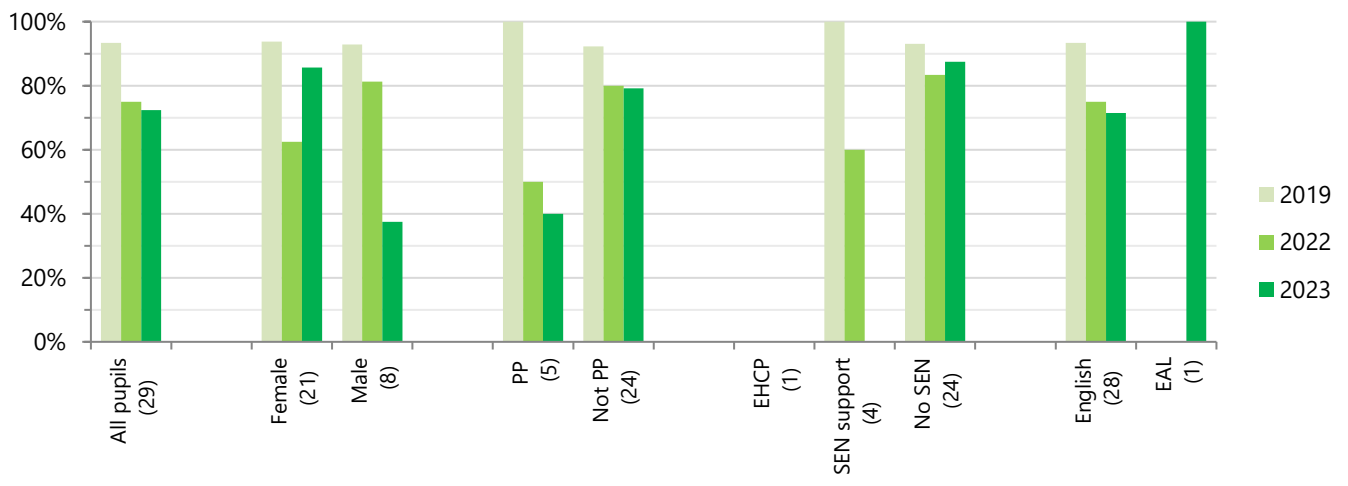
Writing

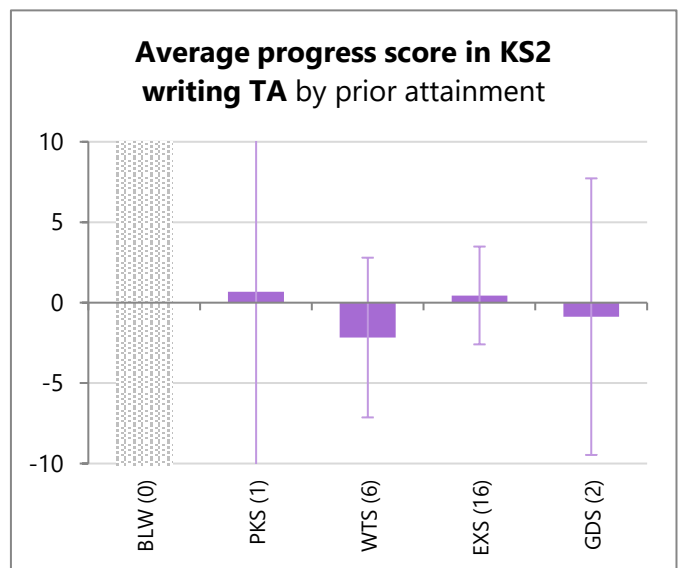
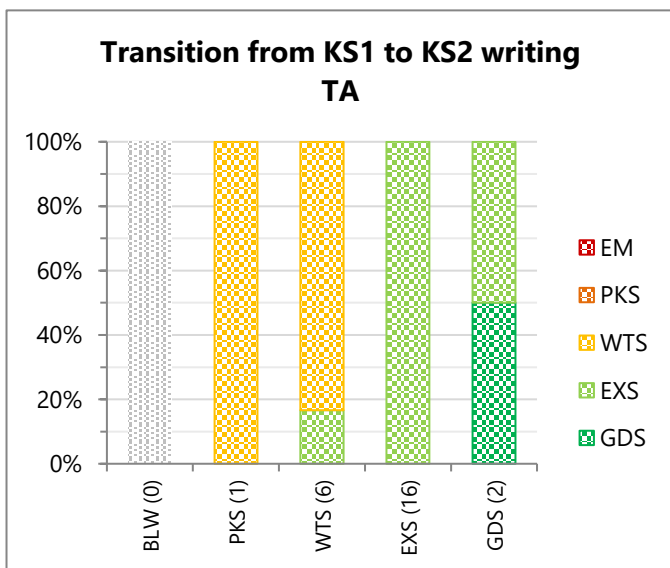
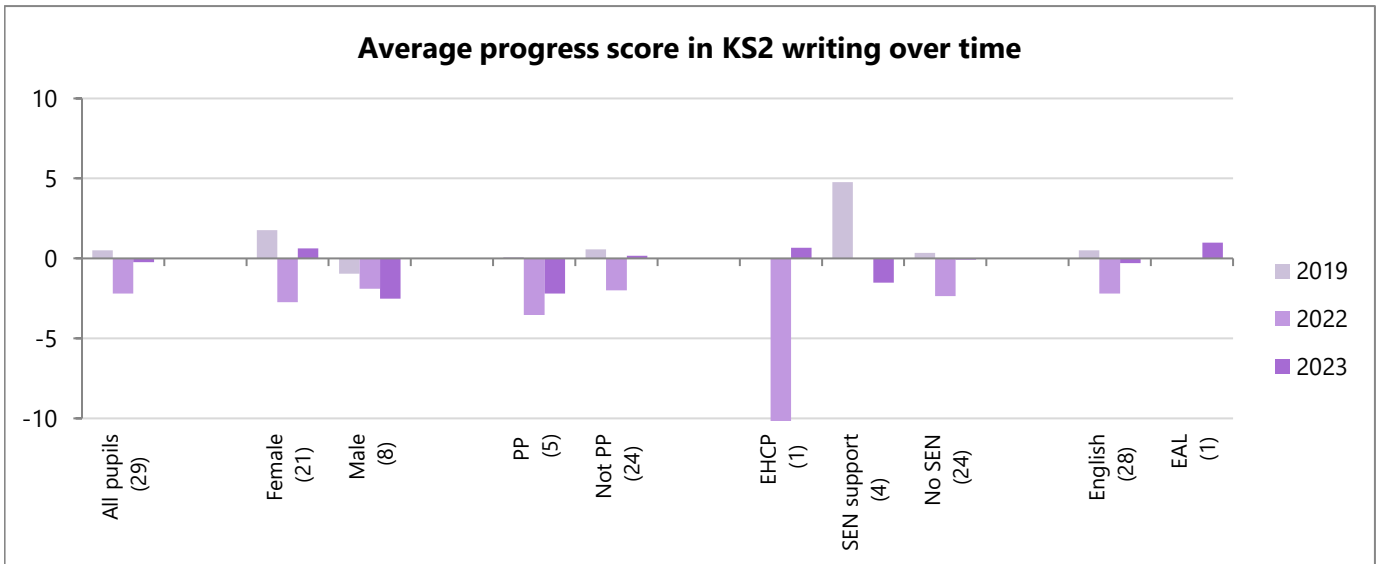
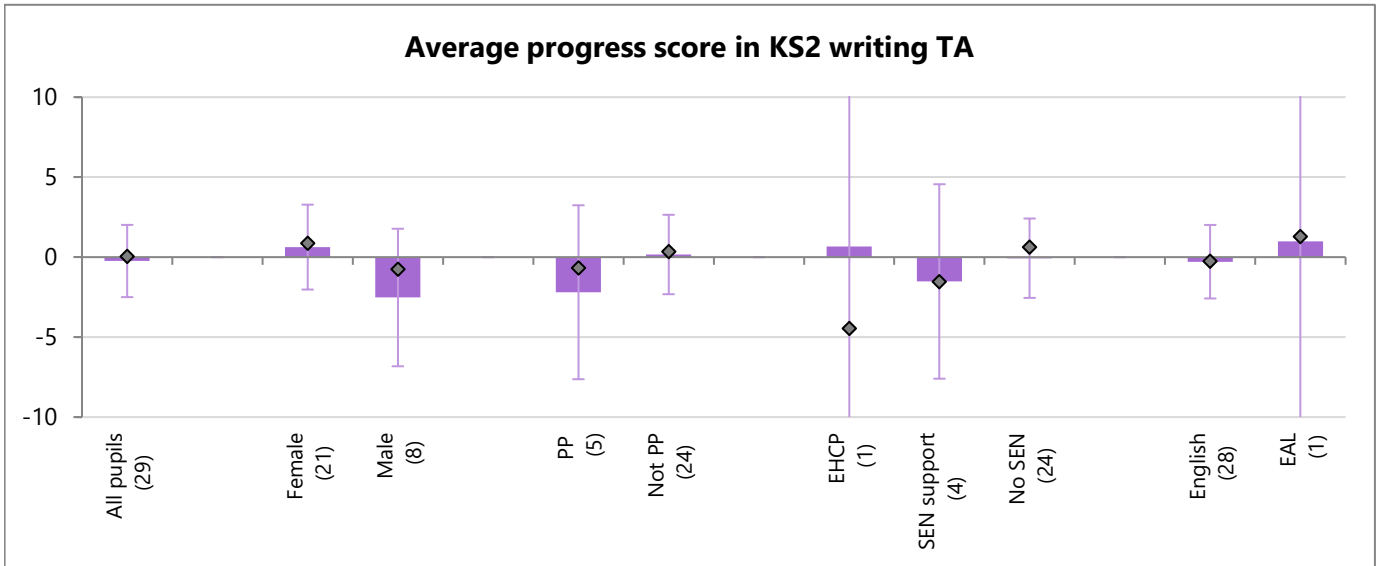
	% of cohort	Teacher assessment							LA	England
		EXS+	GDS	EXS	WTS	PKS	EM	Progress	EXS+	EXS+
All pupils (29)	100%	72%	3%	69%	28%	0%	0%	-0.2	68%	72%
Female (21)	72%	86%	5%	81%	14%	0%	0%	+0.6	75%	78%
Male (8)	28%	38%	0%	38%	63%	0%	0%	-2.5	60%	65%
PP (5)	17%	40%	0%	40%	60%	0%	0%	-2.2	54%	58%
Not PP (24)	83%	79%	4%	75%	21%	0%	0%	+0.2	75%	77%
EHCP (1)	3%	0%	0%	0%	100%	0%	0%	+0.7	12%	12%
SEN support (4)	14%	0%	0%	0%	100%	0%	0%	-1.5	30%	34%
No SEN (24)	83%	88%	4%	83%	13%	0%	0%	-0.1	79%	83%
English (28)	97%	71%	4%	68%	29%	0%	0%	-0.3	69%	72%
EAL (1)	3%	100%	0%	100%	0%	0%	0%	+1.0	59%	72%
BLW (0)	0%								0%	
PKS (1)	3%	0%	0%	0%	100%	0%	0%	+0.7	9%	
WTS (6)	21%	17%	0%	17%	83%	0%	0%	-2.2	37%	
EXS (16)	55%	100%	0%	100%	0%	0%	0%	+0.4	85%	
GDS (2)	7%	100%	50%	50%	0%	0%	0%	-0.9	98%	

Standard achieved in KS2 writing TA



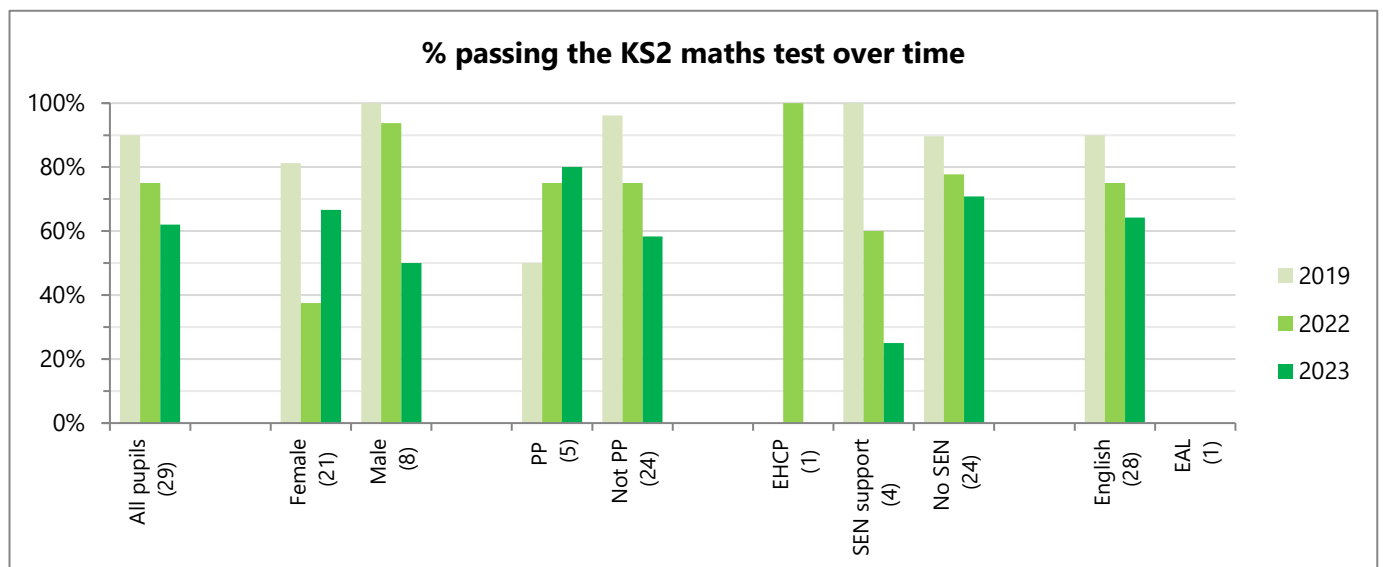
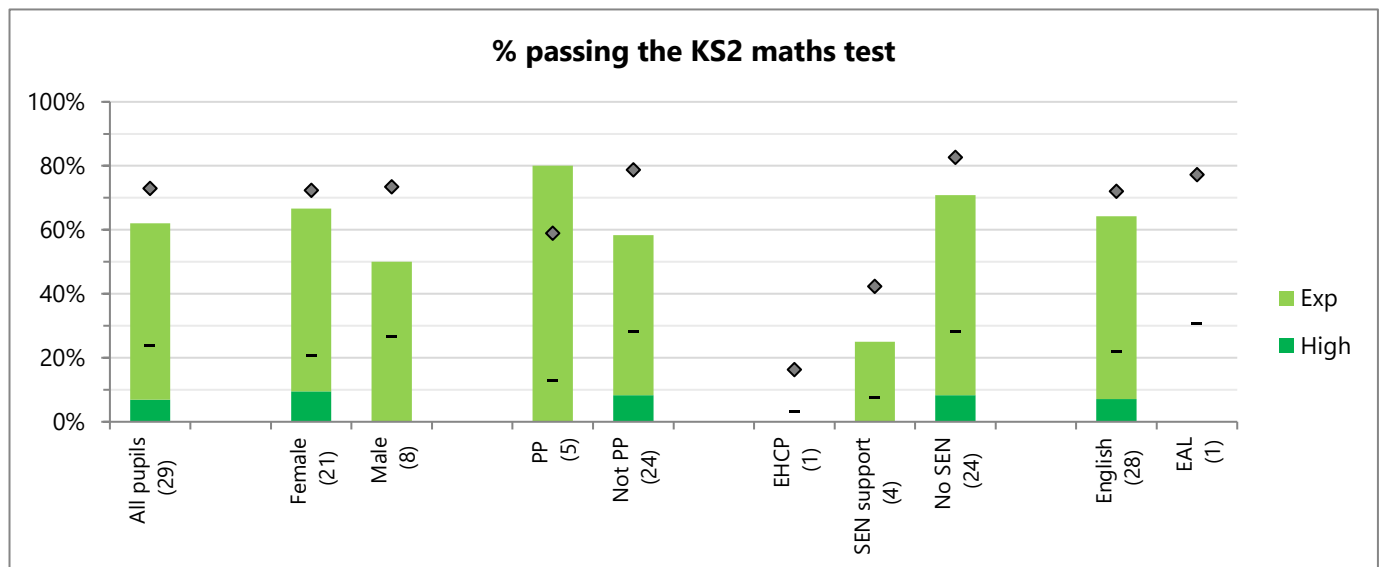
% passing the KS2 writing TA over time

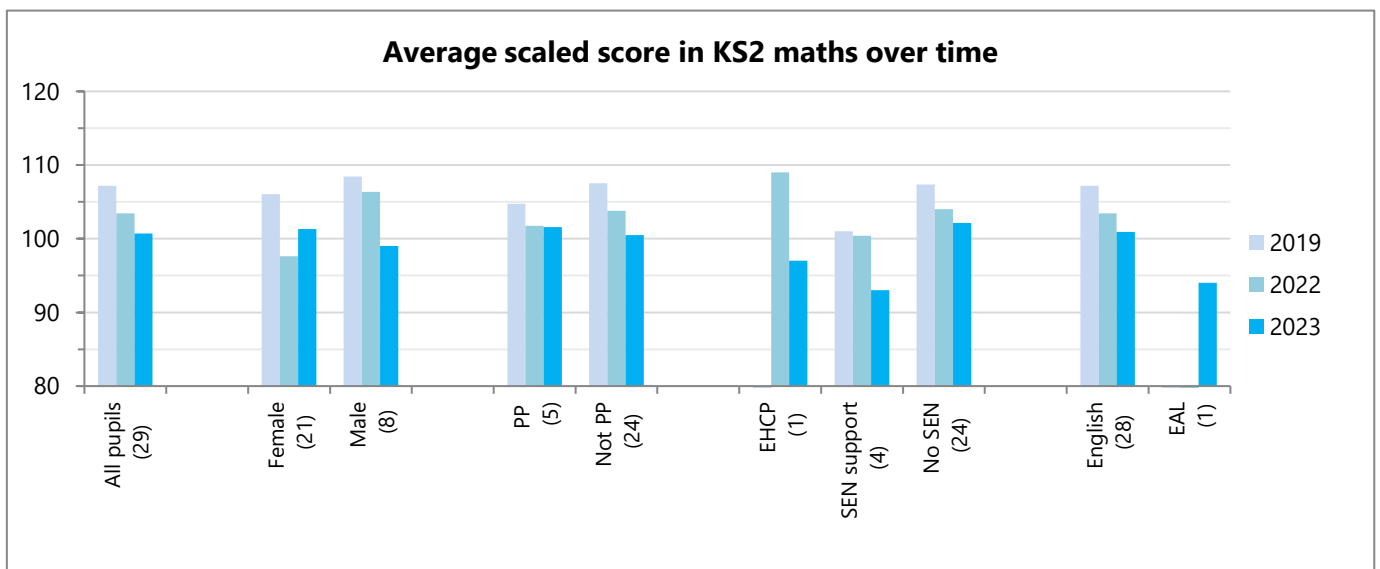
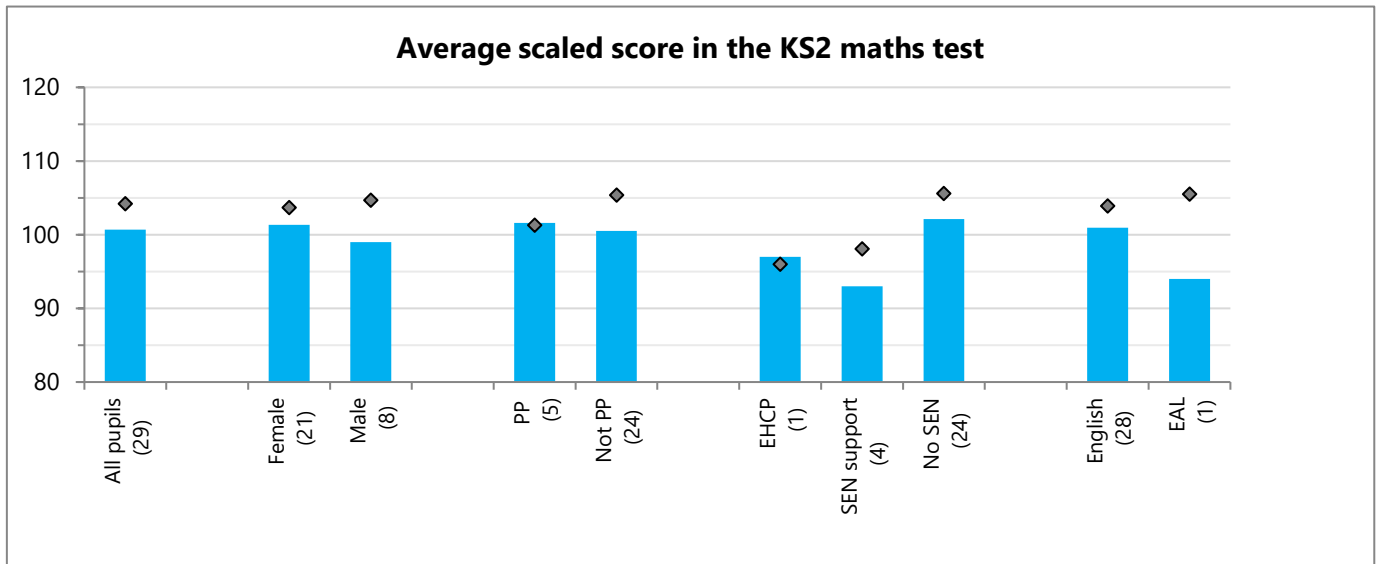


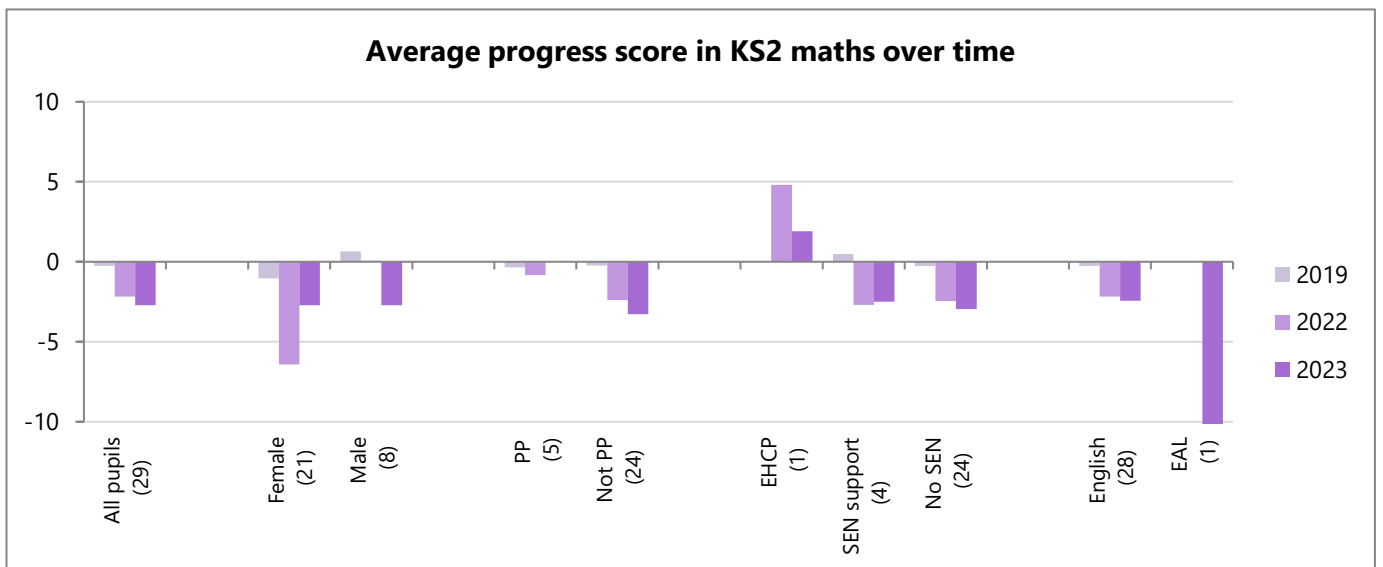
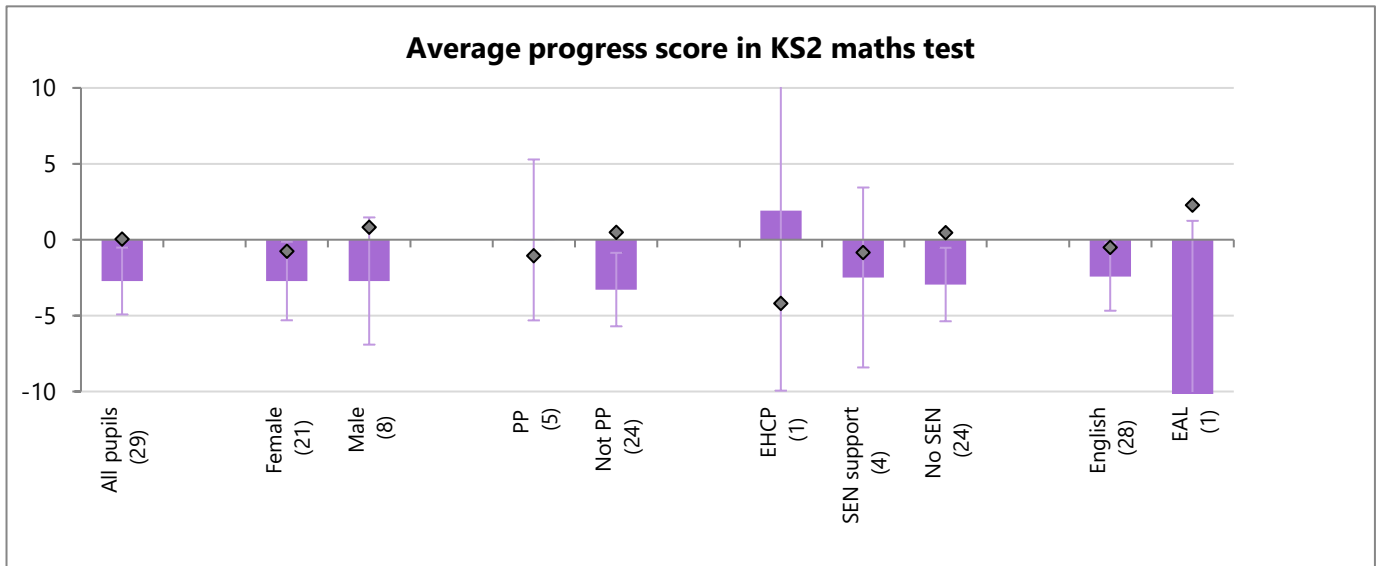


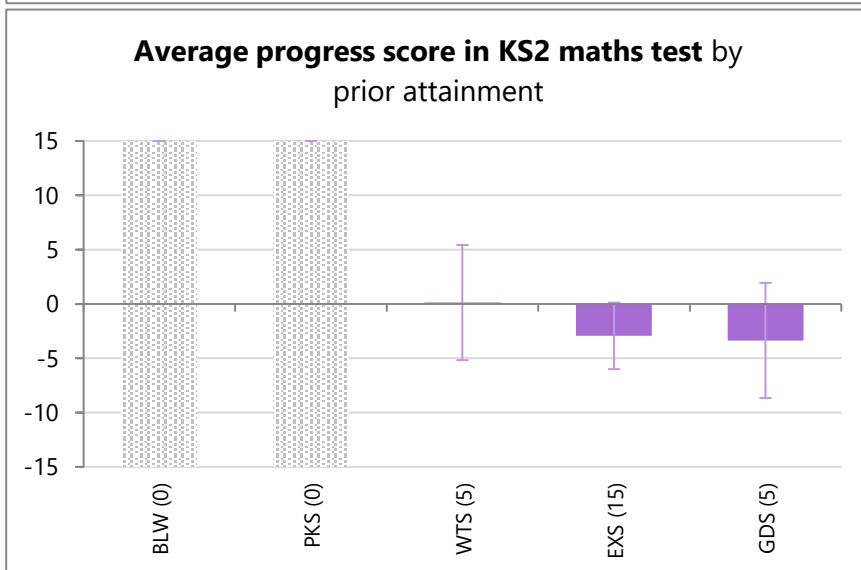
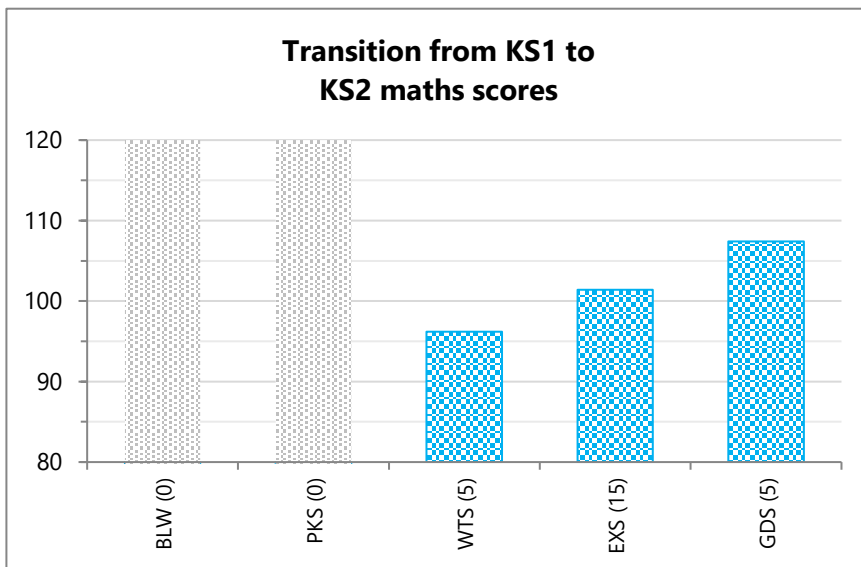
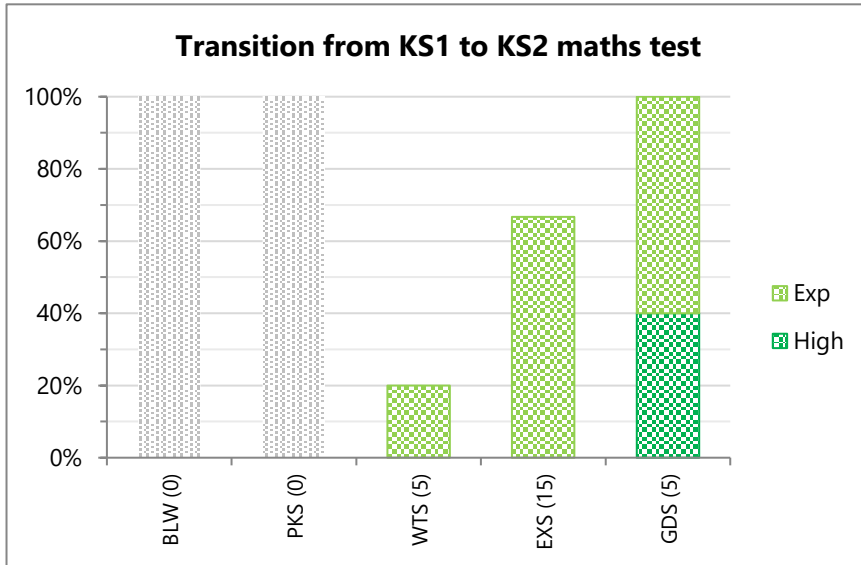
Maths

	% of cohort	Test				LA	England
		Score	Exp+	High	Progress	Exp+	Exp+
All pupils (29)	100%	101	62%	7%	-2.7	71%	73%
Female (21)	72%	101	67%	10%	-2.7	70%	72%
Male (8)	28%	99	50%	0%	-2.7	72%	73%
PP (5)	17%	102	80%	0%	-0.0	58%	59%
Not PP (24)	83%	101	58%	8%	-3.3	78%	79%
EHCP (1)	3%	97	0%	0%	+1.9	18%	16%
SEN support (4)	14%	93	25%	0%	-2.5	39%	42%
No SEN (24)	83%	102	71%	8%	-3.0	81%	83%
English (28)	97%	101	64%	7%	-2.4	71%	72%
EAL (1)	3%	94	0%	0%	-10.6	69%	77%
BLW (0)	0%					0%	
PKS (0)	0%					8%	
WTS (5)	17%	96	20%	0%	+0.1	34%	
EXS (15)	52%	101	67%	0%	-2.9	81%	
GDS (5)	17%	107	100%	40%	-3.4	98%	



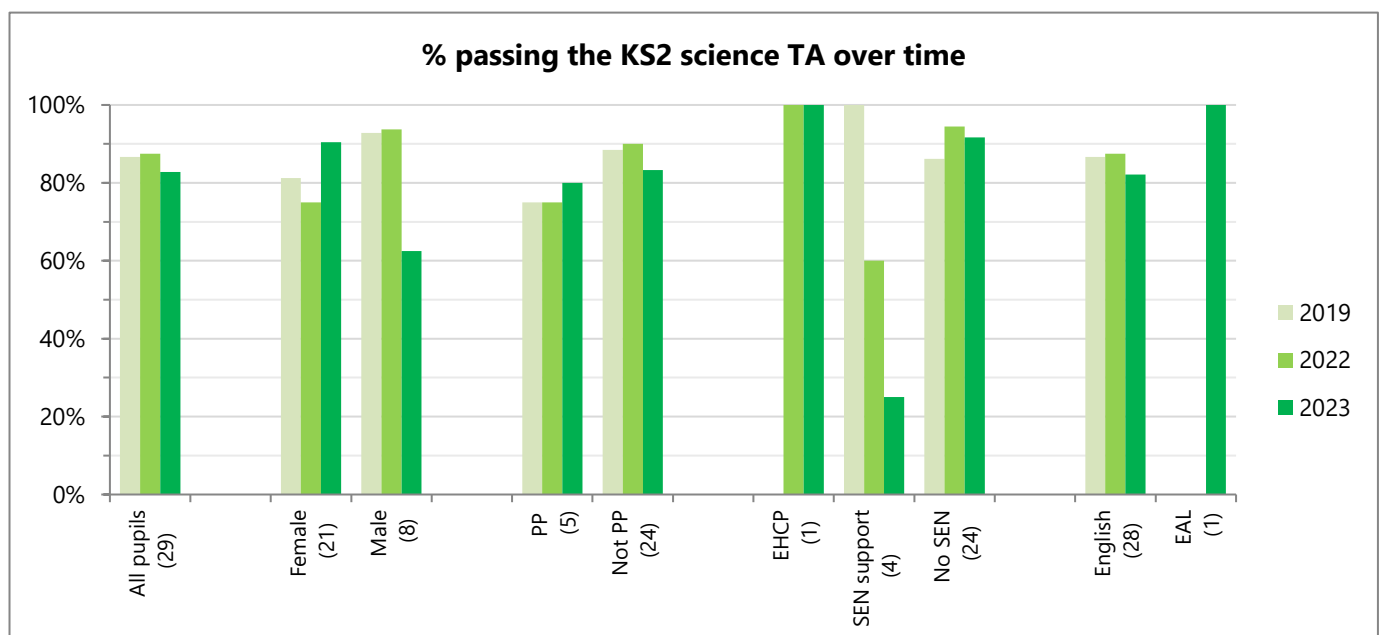
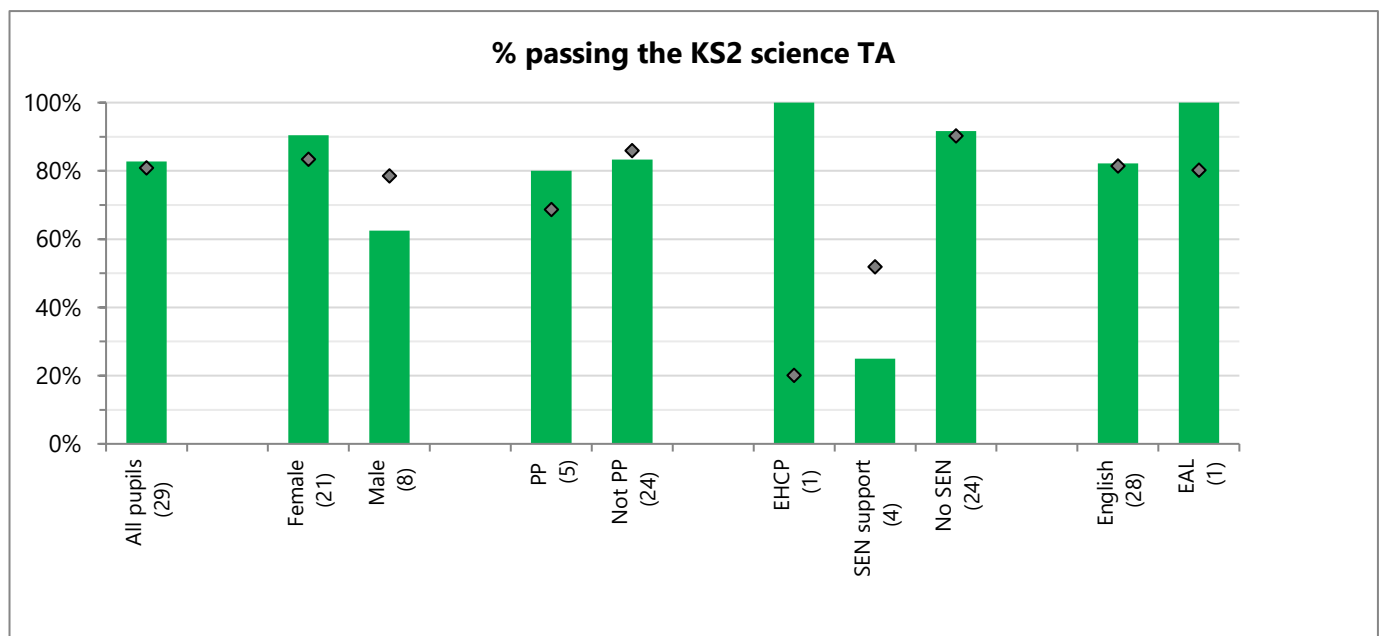


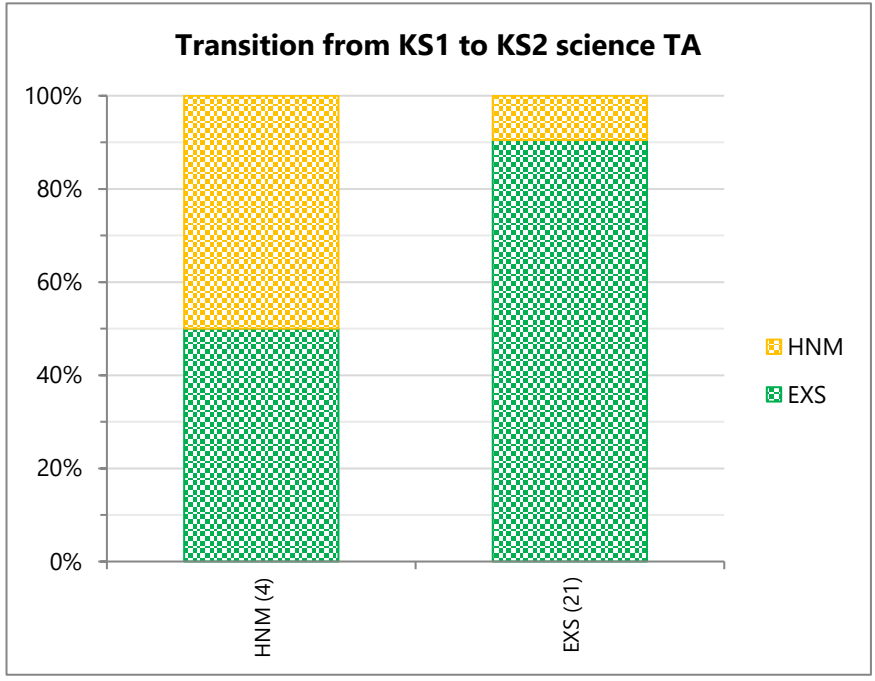




Science


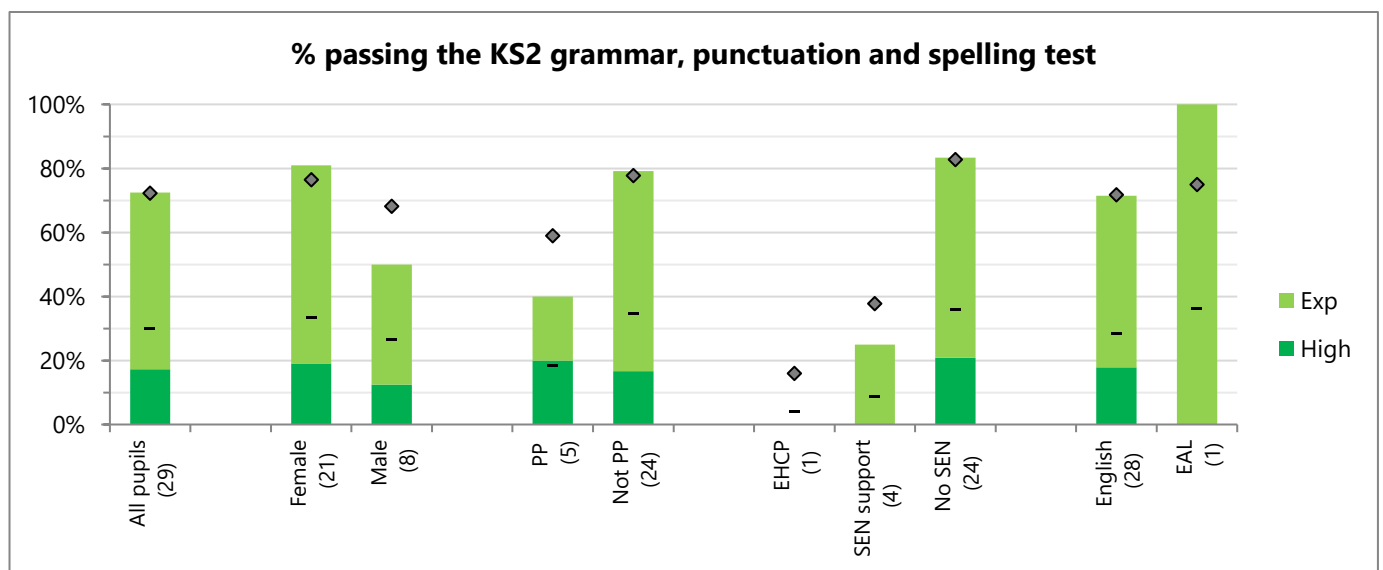
	% of cohort	Teacher assessment		LA	England
		EXS	HNM	EXS	EXS
All pupils (29)	100%	83%	17%	80%	81%
Female (21)	72%	90%	10%	82%	83%
Male (8)	28%	63%	38%	77%	79%
PP (5)	17%	80%	20%	68%	69%
Not PP (24)	83%	83%	17%	86%	86%
EHCP (1)	3%	100%	0%	26%	20%
SEN support (4)	14%	25%	75%	47%	52%
No SEN (24)	83%	92%	8%	90%	90%
English (28)	97%	82%	18%	81%	81%
EAL (1)	3%	100%	0%	72%	80%
HNM (4)	14%	50%	50%	39%	
EXS (21)	72%	90%	10%	92%	

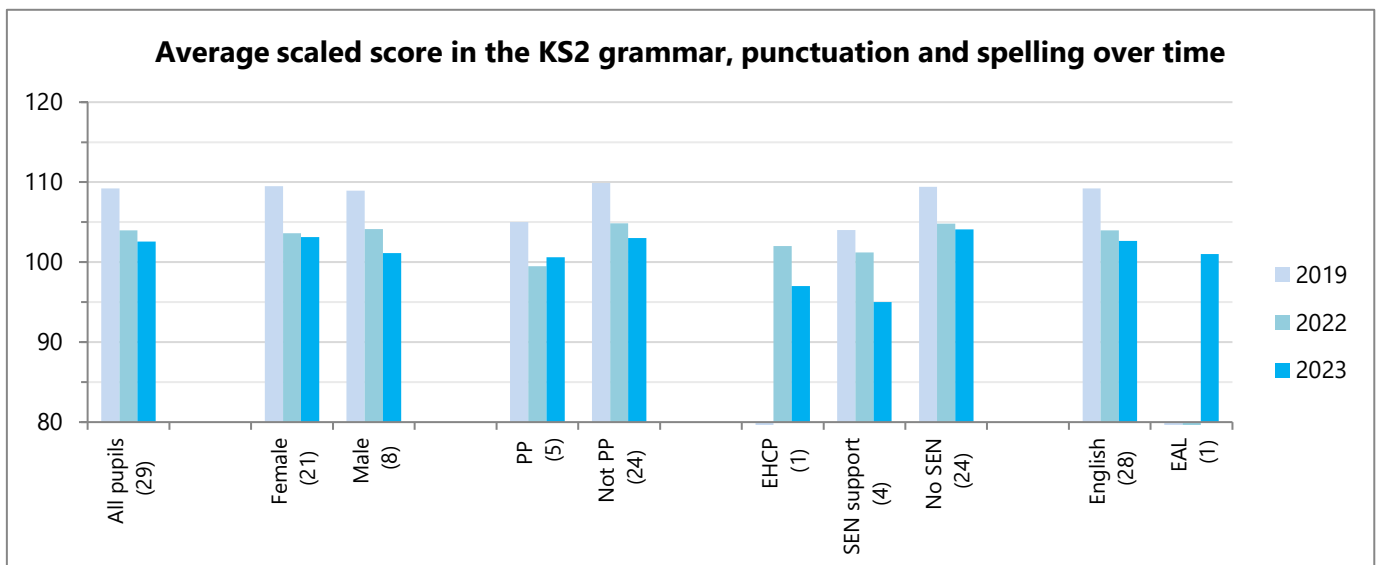
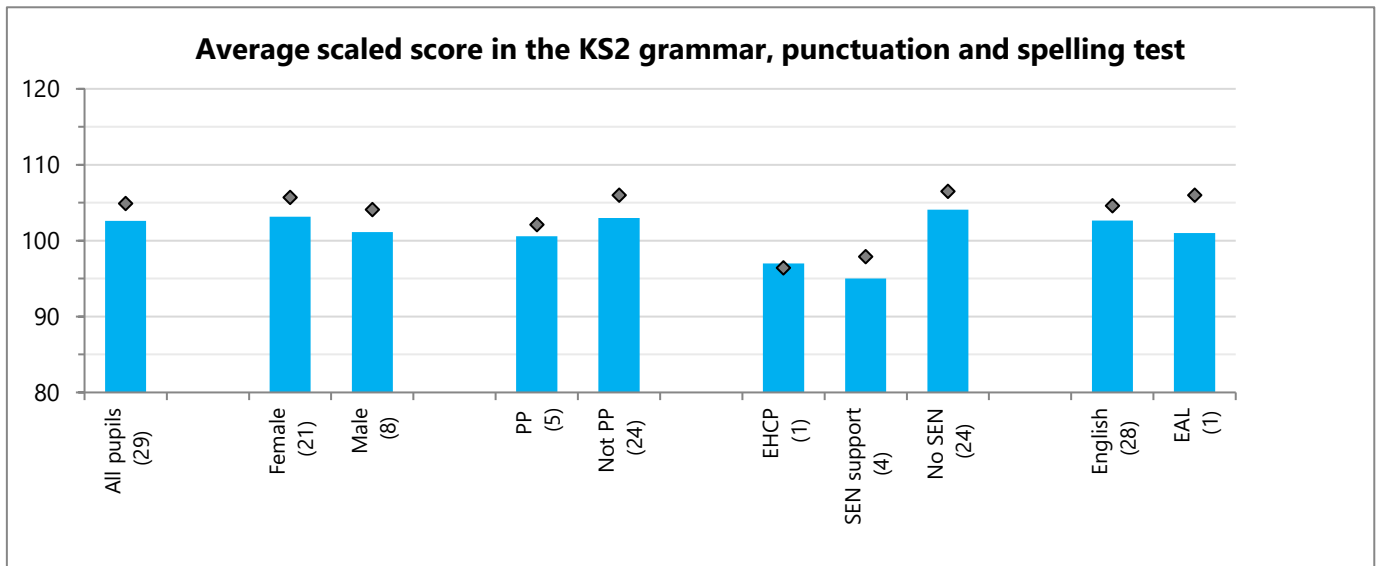




Grammar, punctuation and spelling

	% of cohort	Test			LA	England
		Score	Exp+	High	Exp+	Exp+
All pupils (29)	100%	103	72%	17%	68%	72%
Female (21)	72%	103	81%	19%	72%	77%
Male (8)	28%	101	50%	13%	64%	68%
PP (5)	17%	101	40%	20%	55%	59%
Not PP (24)	83%	103	79%	17%	75%	78%
EHCP (1)	3%	97	0%	0%	17%	16%
SEN support (4)	14%	95	25%	0%	33%	38%
No SEN (24)	83%	104	83%	21%	79%	83%
English (28)	97%	103	71%	18%	69%	72%
EAL (1)	3%	101	100%	0%	64%	75%





Reading, writing and maths

	% of cohort	Test		LA	England
		Exp+	High	Exp+	Exp+
All pupils (29)	100%	45%	3%	54%	59%
Female (21)	72%	52%	5%	58%	63%
Male (8)	28%	25%	0%	50%	56%
PP (5)	17%	40%	0%	41%	44%
Not PP (24)	83%	46%	4%	61%	66%
EHCP (1)	3%	0%	0%	10%	8%
SEN support (4)	14%	0%	0%	19%	24%
No SEN (24)	83%	54%	4%	65%	70%
English (28)	97%	46%	4%	56%	59%
EAL (1)	3%	0%	0%	45%	61%
BLW+ (0)	0%			0%	
PKS+ (1)	3%	0%	0%	4%	
WTS+ (7)	24%	0%	0%	24%	
EXS+ (15)	52%	73%	0%	71%	
GDS (2)	7%	50%	50%	94%	

