



Doncaster
Council

Barnburgh

Early Years Foundation Stage Profile

2024

Data updated: 1 August 2024

BUY DONCASTER

General notes on the data

This report uses the data that was available on 1 August 2024. Figures for the school, LA and national may change following checking and validation, and the figures given here may therefore differ from the final data published by DfE and in ASP (Analyse School Performance).

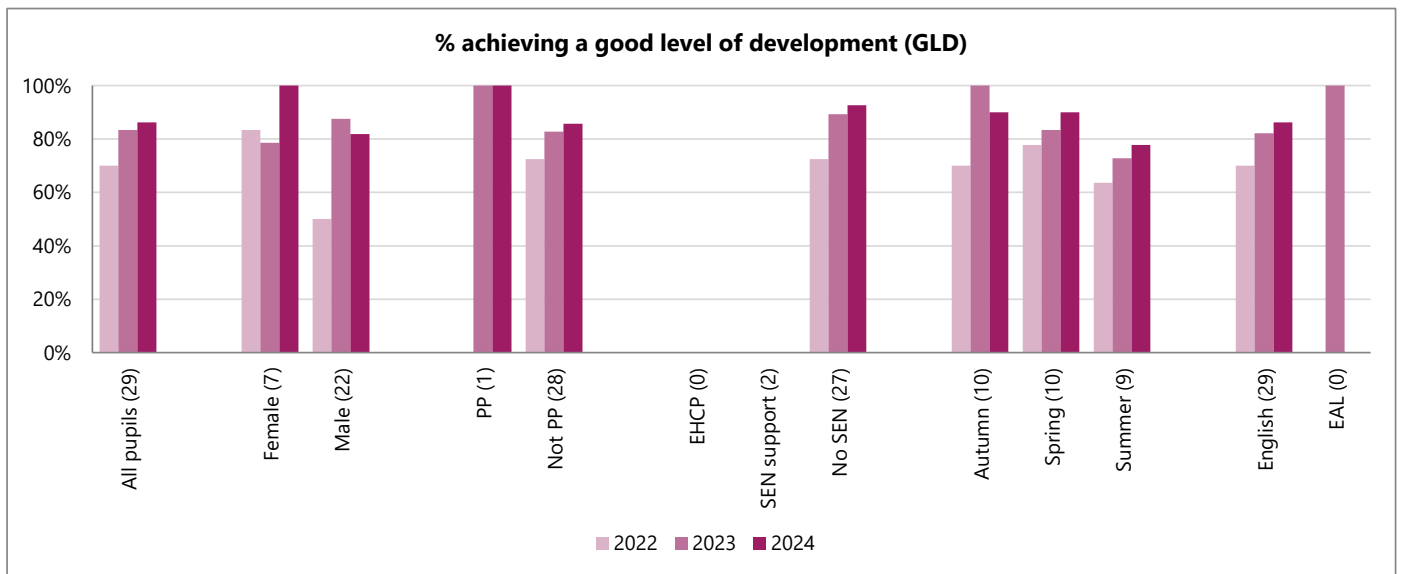
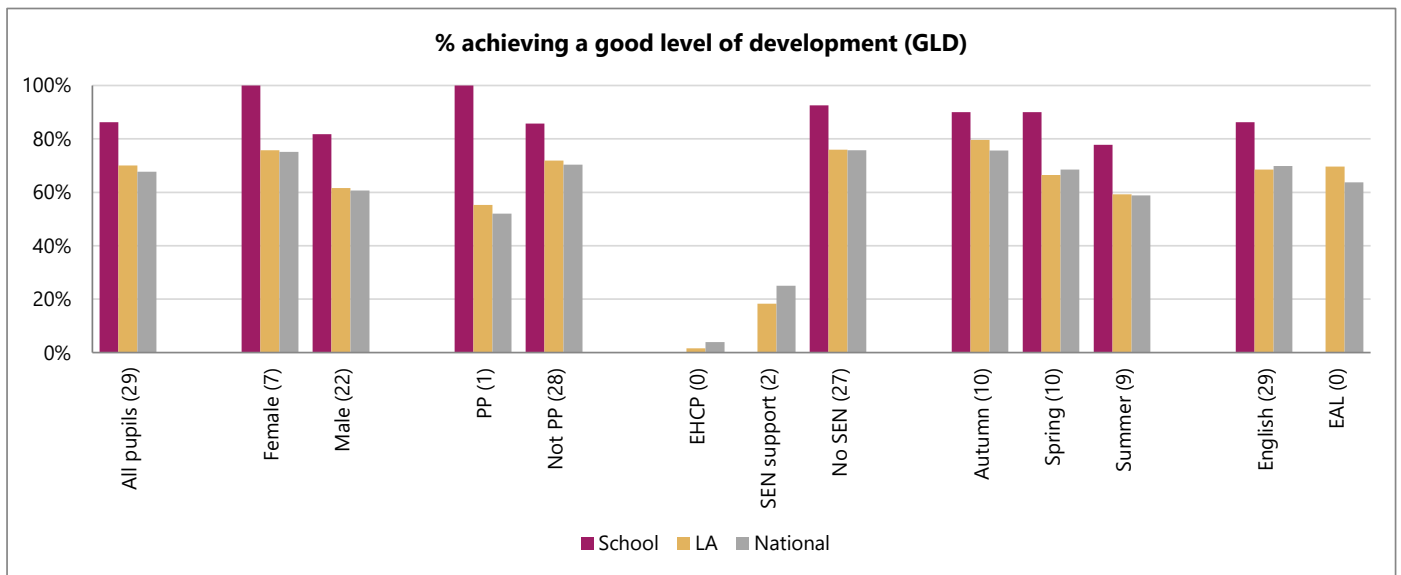
If your school has any foreign languages spoken as a first language by at least 3 pupils, you will see a breakdown of GLD, All ELGs (early learning goals) and TPS (total point score) by first language. This page will only show details for languages spoken by at least 3 pupils. Any other languages spoken by only 1 or 2 pupils will be combined as "Other languages".

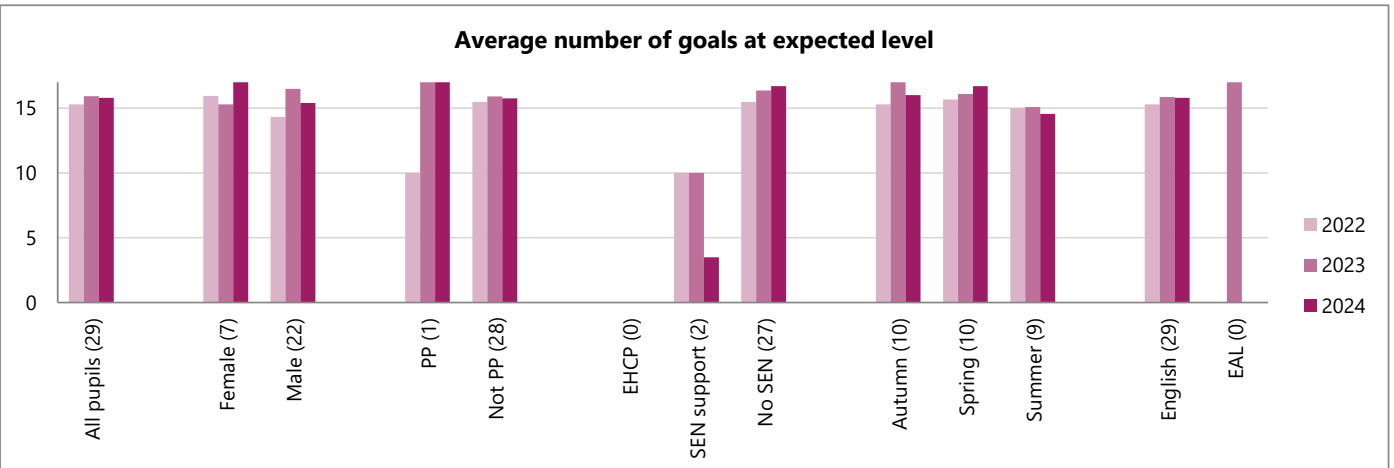
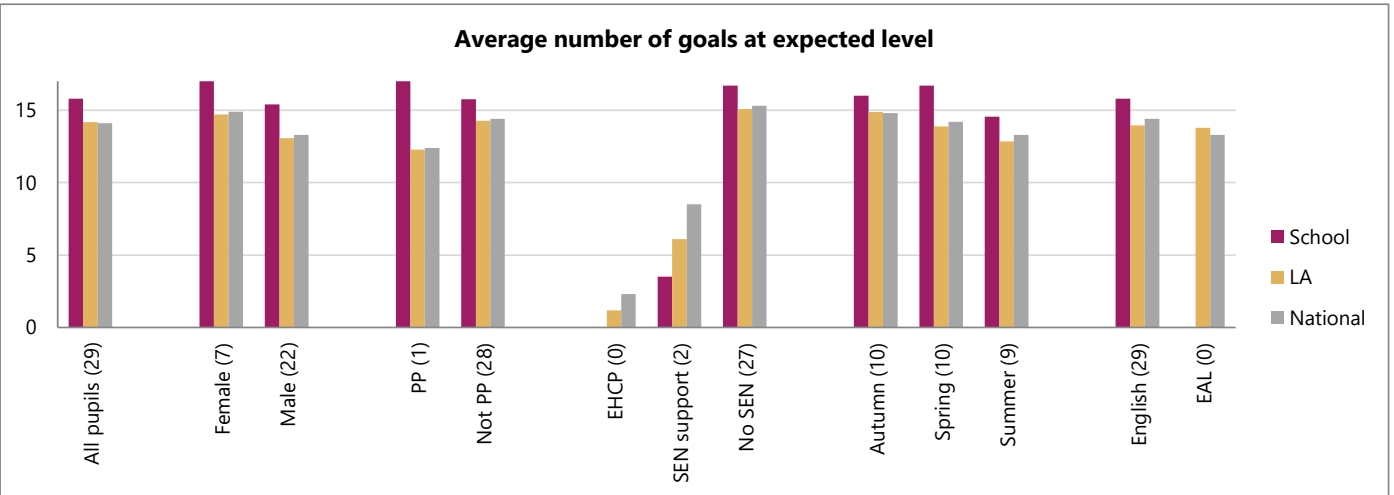
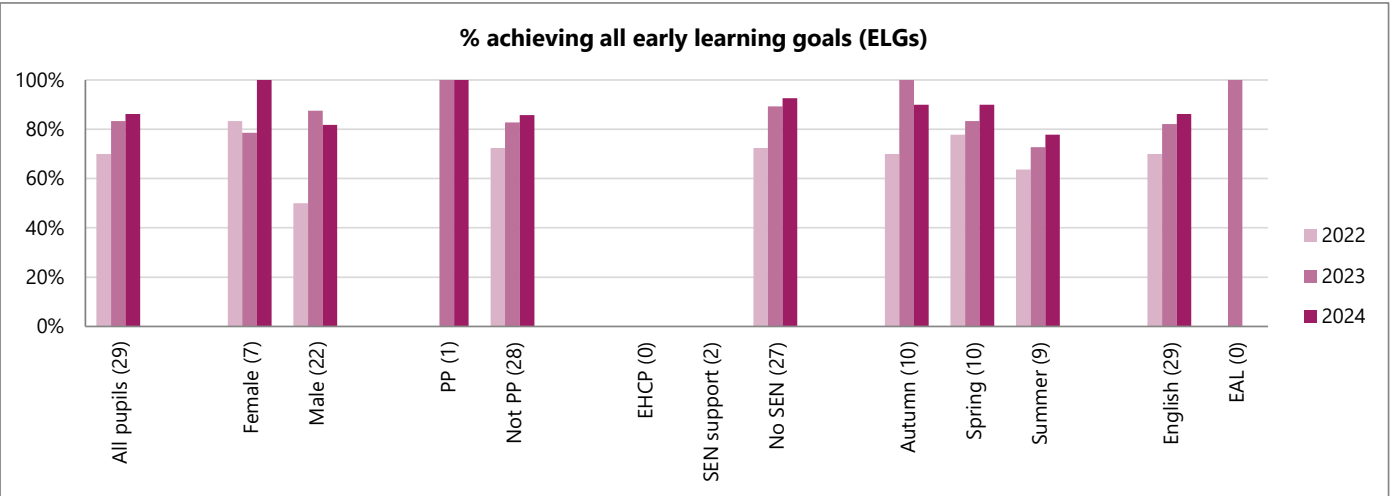
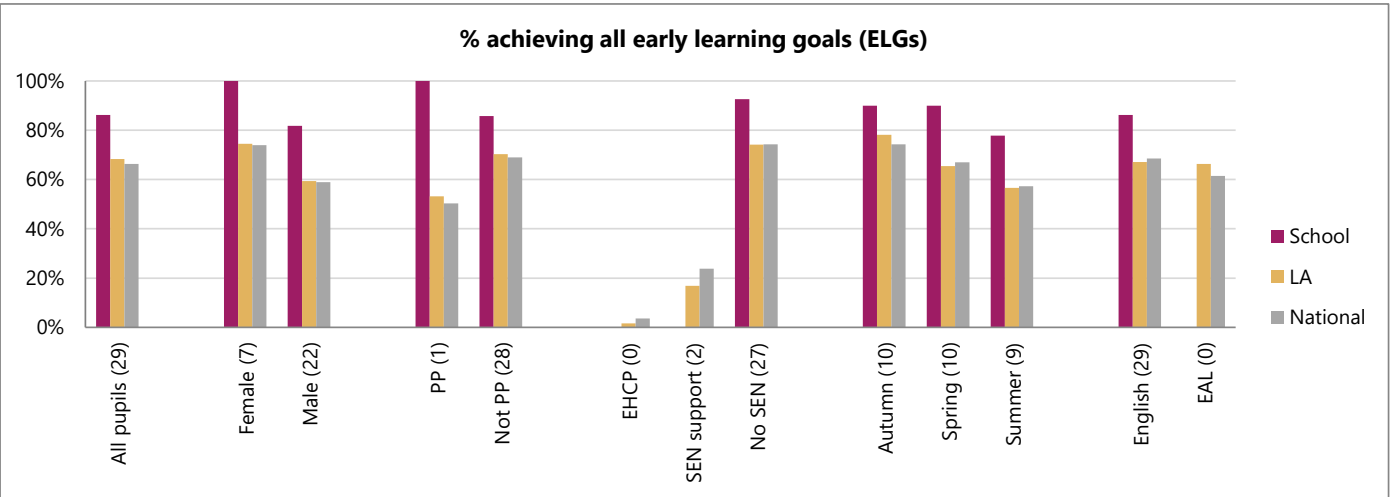
If your school has any ethnic minority groups of at least 3 pupils, you will see a breakdown of GLD, All ELGs (early learning goals) and TPS (total point score) by ethnicity. This page will only show details for ethnicities with at least 3 pupils. Any other ethnicities with only 1 or 2 pupils will be combined as "Other ethnicities".

Term of birth data counts September to December as Autumn, January to April as Spring, and May to August as Summer, in line with DfE methodology.

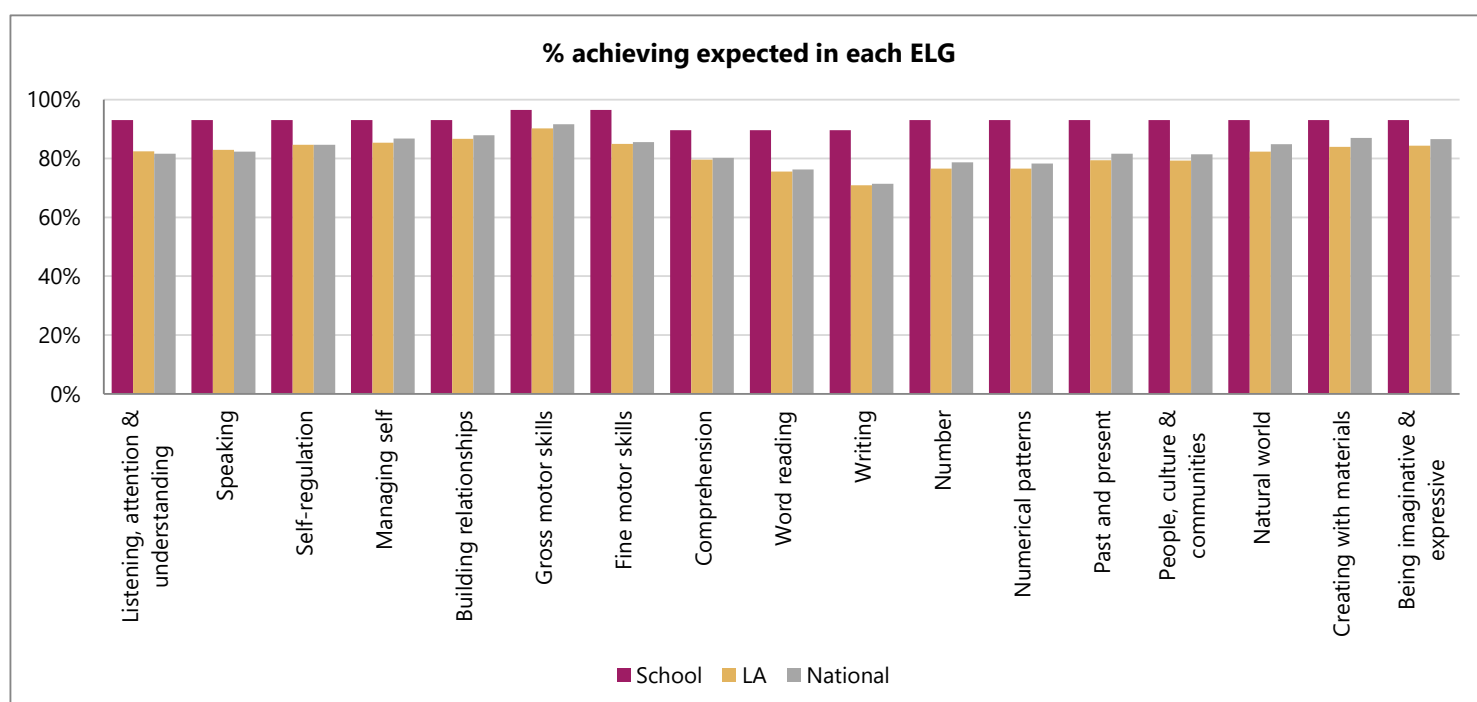
		Areas of learning	Early learning goals
Good level of development In order for a pupil to reach a good level of development, they must achieve the expected level in all 12 of these goals.	Prime learning goals	Communication and language	Listening, attention and understanding
			Speaking
		Personal, social and emotional development	Self-regulation
			Managing self
			Building relationships
		Physical development	Gross motor skills
	Fine motor skills		
	Specific learning goals	Literacy	Comprehension
			Word reading
			Writing
		Mathematics	Number
			Numerical patterns
Understanding the world		Past and present	
		People, culture and communities	
		The natural world	
Expressive arts and design	Creating with materials		
	Being imaginative and expressive		

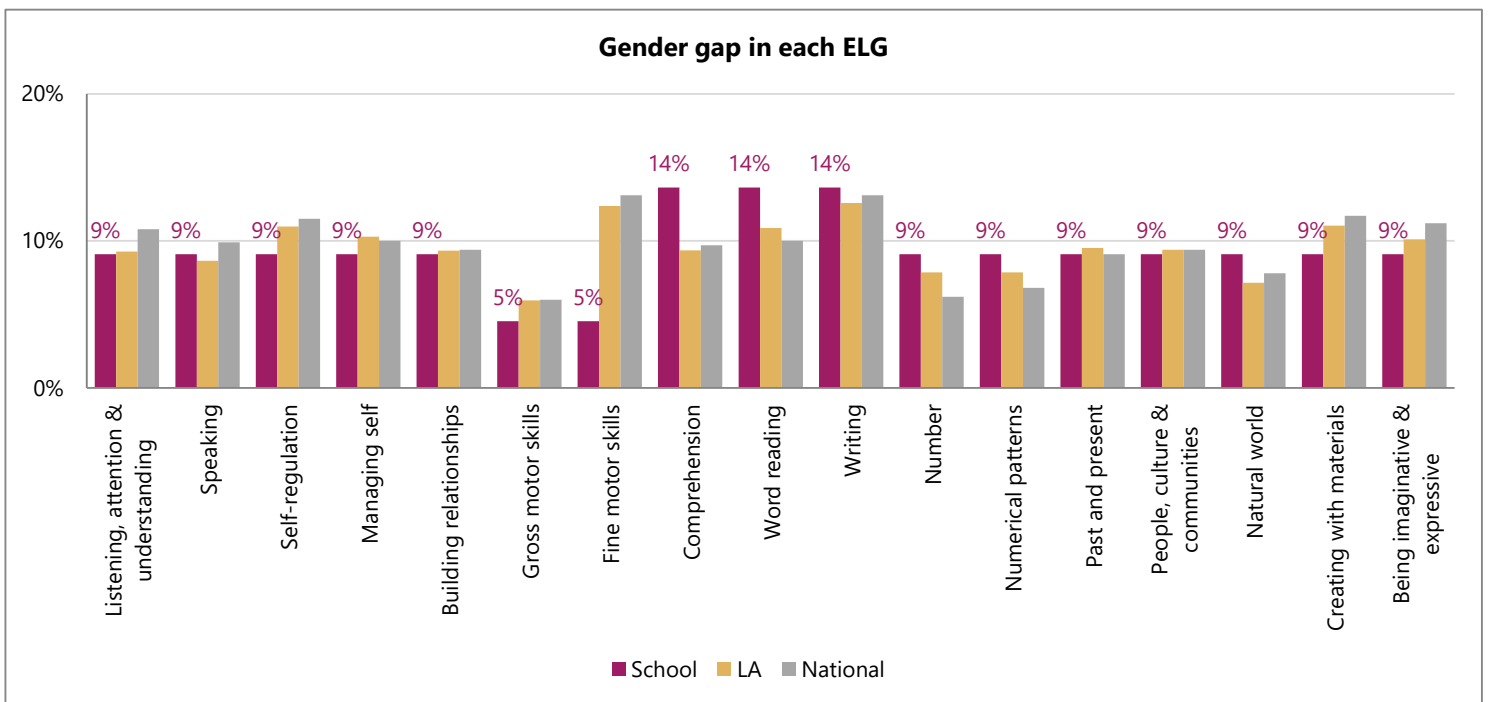
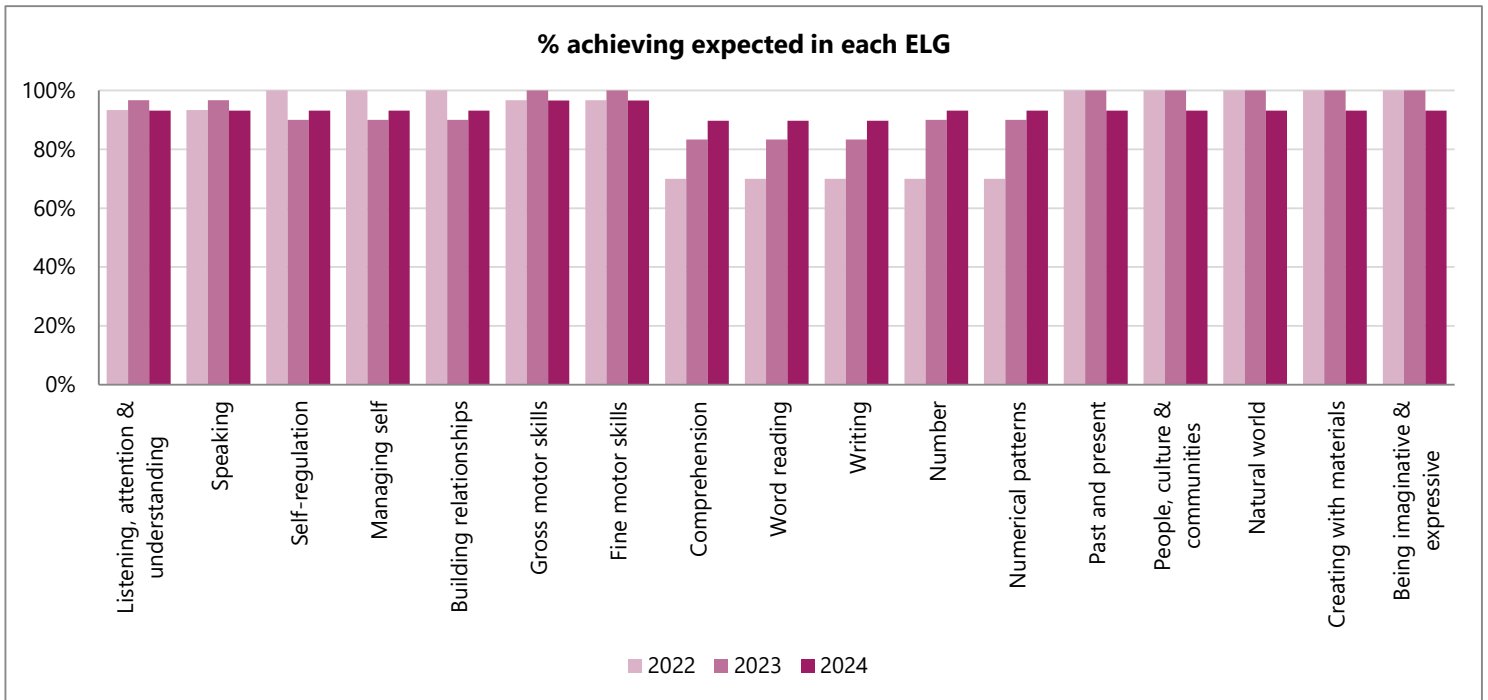
	School				Doncaster				National			
	% of cohort	GLD	All ELGs	Av Exp	% of cohort	GLD	All ELGs	Av Exp	% of cohort	GLD	All ELGs	Av Exp
All pupils (29)	100%	86%	86%	15.8	100%	70%	68%	14.2	100%	68%	66%	14.1
Female (7)	24%	100%	100%	17.0	50%	76%	74%	14.7	49%	75%	74%	14.9
Male (22)	76%	82%	82%	15.4	53%	62%	59%	13.1	51%	61%	59%	13.3
PP (1)	3%	100%	100%	17.0	21%	55%	53%	12.3	14%	52%	50%	12.4
Not PP (28)	97%	86%	86%	15.8	81%	72%	70%	14.3	86%	70%	69%	14.4
EHCP (0)	0%				2%	2%	2%	1.2	3%	4%	4%	2.3
SEN support (2)	7%	0%	0%	3.5	10%	18%	17%	6.1	10%	25%	24%	8.5
No SEN (27)	93%	93%	93%	16.7	87%	76%	74%	15.1	87%	76%	74%	15.3
Autumn (10)	34%	90%	90%	16.0	34%	80%	78%	14.9	35%	76%	74%	14.8
Spring (10)	34%	90%	90%	16.7	33%	67%	65%	13.9	32%	69%	67%	14.2
Summer (9)	31%	78%	78%	14.6	35%	59%	57%	12.8	34%	59%	57%	13.3
English (29)	100%	86%	86%	15.8	82%	69%	67%	14.0	79%	70%	69%	14.4
EAL (0)	0%				16%	70%	66%	13.8	21%	64%	62%	13.3





	School			LA			National		
	All	Female	Male	All	Female	Male	All	Female	Male
Listening, attention & understanding	93%	100%	91%	82%	87%	78%	82%	87%	76%
Speaking	93%	100%	91%	83%	87%	79%	82%	87%	78%
Self-regulation	93%	100%	91%	85%	90%	79%	85%	91%	79%
Managing self	93%	100%	91%	85%	91%	80%	87%	92%	82%
Building relationships	93%	100%	91%	87%	92%	82%	88%	93%	83%
Gross motor skills	97%	100%	95%	90%	93%	87%	92%	95%	89%
Fine motor skills	97%	100%	95%	85%	91%	79%	86%	92%	79%
Comprehension	90%	100%	86%	80%	84%	75%	80%	85%	75%
Word reading	90%	100%	86%	76%	81%	70%	76%	81%	71%
Writing	90%	100%	86%	71%	77%	65%	71%	78%	65%
Number	93%	100%	91%	77%	81%	73%	79%	82%	76%
Numerical patterns	93%	100%	91%	77%	81%	73%	78%	82%	75%
Past and present	93%	100%	91%	79%	84%	75%	82%	86%	77%
People, culture & communities	93%	100%	91%	79%	84%	75%	81%	86%	77%
Natural world	93%	100%	91%	82%	86%	79%	85%	89%	81%
Creating with materials	93%	100%	91%	84%	90%	79%	87%	93%	81%
Being imaginative & expressive	93%	100%	91%	84%	90%	79%	87%	92%	81%





	School			LA			National		
	EHCP	SEN supp.	No SEN	EHCP	SEN supp.	No SEN	EHCP	SEN supp.	No SEN
<i>% of cohort</i>	0%	7%	93%	2%	10%	88%	3%	10%	87%
Listening, attention & understanding	-	0%	100%	8%	32%	90%	10%	44%	89%
Speaking	-	0%	100%	5%	33%	91%	10%	45%	90%
Self-regulation	-	0%	100%	3%	32%	93%	10%	47%	92%
Managing self	-	0%	100%	6%	37%	93%	12%	53%	94%
Building relationships	-	0%	100%	8%	40%	94%	14%	55%	95%
Gross motor skills	-	50%	100%	18%	54%	96%	27%	70%	97%
Fine motor skills	-	50%	100%	13%	39%	92%	15%	54%	92%
Comprehension	-	50%	93%	6%	35%	87%	11%	45%	87%
Word reading	-	50%	93%	8%	35%	82%	16%	44%	83%
Writing	-	50%	93%	2%	23%	78%	9%	34%	79%
Number	-	50%	96%	6%	35%	83%	16%	48%	85%
Numerical patterns	-	50%	96%	6%	34%	83%	14%	46%	85%
Past and present	-	0%	100%	3%	32%	87%	10%	47%	46%
People, culture & communities	-	0%	100%	3%	31%	87%	10%	46%	89%
Natural world	-	0%	100%	6%	38%	89%	14%	54%	92%
Creating with materials	-	0%	100%	6%	38%	91%	16%	58%	94%
Being imaginative & expressive	-	0%	100%	8%	40%	92%	16%	57%	93%

	School				LA				National			
	PP	Not PP	English	EAL	PP	Not PP	English	EAL	PP	Not PP	English	EAL
<i>% of cohort</i>	3%	97%	100%	0%	21%	79%	84%	16%	14%	86%	79%	21%
Listening, attention & understanding	100%	93%	93%	-	75%	84%	83%	79%	72%	83%	84%	75%
Speaking	100%	93%	93%	-	77%	85%	84%	78%	73%	84%	85%	74%
Self-regulation	100%	93%	93%	-	76%	87%	85%	87%	76%	86%	86%	83%
Managing self	100%	93%	93%	-	77%	88%	85%	87%	79%	88%	88%	85%
Building relationships	100%	93%	93%	-	79%	89%	87%	88%	81%	89%	89%	86%
Gross motor skills	100%	96%	97%	-	84%	92%	90%	93%	87%	92%	92%	90%
Fine motor skills	100%	96%	97%	-	77%	87%	84%	91%	77%	87%	86%	85%
Comprehension	100%	89%	90%	-	70%	82%	81%	76%	69%	82%	83%	72%
Word reading	100%	89%	90%	-	62%	79%	76%	77%	62%	79%	78%	73%
Writing	100%	89%	90%	-	57%	75%	71%	73%	56%	74%	73%	68%
Number	100%	93%	93%	-	64%	80%	77%	76%	66%	81%	81%	74%
Numerical patterns	100%	93%	93%	-	64%	80%	77%	76%	65%	81%	80%	73%
Past and present	100%	93%	93%	-	69%	82%	81%	76%	71%	83%	85%	73%
People, culture & communities	100%	93%	93%	-	69%	82%	80%	76%	71%	83%	84%	74%
Natural world	100%	93%	93%	-	74%	84%	83%	79%	76%	86%	88%	77%
Creating with materials	100%	93%	93%	-	76%	86%	85%	83%	80%	88%	89%	83%
Being imaginative & expressive	100%	93%	93%	-	77%	86%	85%	83%	79%	88%	89%	82%